



QUARTERLY REPORT OF REVENUE AND OTHER RECEIPTS
As at the Quarter Ending December 31, 2024

Department : State Universities and Colleges (SUCs)
Agency/Entity : Iloilo Science and Technology University
Operating Unit : < not applicable >
Organization Code (UACS) : 08 067 000000
Fund Cluster : 05 - Internally Generated Funds


Classification/Sources of Revenue and Other Receipts	UACS CODE	REVENUE TARGET (Annual) per BESF	Actual Revenue and Other Receipts Collections					Cumulative Remittance/Deposits to Date			Variance		Remarks
			1st Quarter Ending March 31	2nd Quarter Ending June 30	3rd Quarter Ending September 30	4th Quarter Ending December 31	Total	Remittance to BTr	Deposited with AGDB	Total	Amount	%	
1	2	3	4	5	6	7	8=(4+5+6+7)	9	10	11=(9+10)	12=(8-3)	13=(12/3)	14
Internally Generated Funds		273,509,000.00	106,900,807.64	7,259,501.60	130,941,275.32	4,331,083.98	249,432,668.54	0.00	249,432,668.54	249,432,668.54	(24,076,331.46)	-9 %	
Revenue Collections		273,509,000.00	106,900,807.64	7,259,501.60	130,941,275.32	4,331,083.98	249,432,668.54	0.00	249,432,668.54	249,432,668.54	(24,076,331.46)	-9 %	
Cash Revenue		273,509,000.00	106,900,807.64	7,259,501.60	130,941,275.32	4,331,083.98	249,432,668.54	0.00	249,432,668.54	249,432,668.54	(24,076,331.46)	-9 %	
Non-Tax		273,509,000.00	106,900,807.64	7,259,501.60	130,941,275.32	4,331,083.98	249,432,668.54	0.00	249,432,668.54	249,432,668.54	(24,076,331.46)	-9 %	
Registration Fees	4020102000	3,460,000.00	3,647,123.89	2,880.00	1,845,900.00	3,645.79	5,499,549.68	0.00	5,499,549.68	5,499,549.68	2,039,549.68	59 %	
Certification Fees	4020104002	1,360,000.00	393,518.00	380,438.00	672,987.00	271,868.00	1,718,811.00	0.00	1,718,811.00	1,718,811.00	358,811.00	26 %	
Other Service Income	4020199099	41,313,000.00	25,890,064.22	0.00	0.00	0.00	25,890,064.22	0.00	25,890,064.22	25,890,064.22	(15,422,935.78)	-37 %	
Tuition Fees	4020201001	121,641,000.00	50,288,032.00	5,566,047.95	57,630,852.21	1,437,799.48	114,922,731.64	0.00	114,922,731.64	114,922,731.64	(6,718,268.36)	-6 %	
Income Collected from Students	4020201002	104,404,000.00	19,803,427.20	1,010,183.61	67,973,693.65	2,253,103.78	91,040,408.24	0.00	91,040,408.24	91,040,408.24	(13,363,591.76)	-13 %	
Affiliation Fees	4020202000	11,000.00	16,500.00	5,250.00	15,000.00	550.00	37,300.00	0.00	37,300.00	37,300.00	26,300.00	239 %	
Examination Fees	4020203000	411,000.00	37,504.39	121,895.00	81,180.00	75,000.00	315,579.39	0.00	315,579.39	315,579.39	(95,420.61)	-23 %	
Miscellaneous Income	4060999000	909,000.00	6,824,637.94	172,807.04	2,721,662.46	289,116.93	10,008,224.37	0.00	10,008,224.37	10,008,224.37	9,099,224.37	1,001 %	
GRAND TOTAL		273,509,000.00	106,900,807.64	7,259,501.60	130,941,275.32	4,331,083.98	249,432,668.54	0.00	249,432,668.54	249,432,668.54	(24,076,331.46)	-9 %	

Certified Correct:

LUCIA S. SIRA
Budget Officer III
Date: January 27, 2025

Certified Correct:

JESSICA M. BENZO
Accountant IV
Date: January 27, 2025

Recommending Approval By:

ERIC JAN G. FUGA
OIC, Director Financial Management Services
Date: January 27, 2025


Approved By:

GABRIEL M. SALISTRE JR., PEE, DIT
SUC President III
Date: January 27, 2025

QUARTERLY REPORT OF REVENUE AND OTHER RECEIPTS
As at the Quarter Ending December 31, 2024

Department : State Universities and Colleges (SUCs)
Agency/Entity : Iloilo Science and Technology University
Operating Unit : < not applicable >
Organization Code (UACS) : 08 067 0000000
Fund Cluster : 06 - Business Related Funds

Classification/Sources of Revenue and Other Receipts	UACS CODE	REVENUE TARGET (Annual) per BESF	Actual Revenue and Other Receipts Collections					Cumulative Remittance/Deposits to Date			Variance		Remarks
			1st Quarter Ending March 31	2nd Quarter Ending June 30	3rd Quarter Ending September 30	4th Quarter Ending December 31	Total	Remittance to BTr	Deposited with AGDB	Total	Amount	%	
1	2	3	4	5	6	7	8=(4+5+6+7)	9	10	11=(9+10)	12=(8-3)	13=(12/3)	14
Business Related Funds		21,400,000.00	12,883,295.19	11,846,189.81	10,974,202.40	11,829,503.85	47,533,191.25	0.00	47,533,191.25	47,533,191.25	26,133,191.25	122 %	
Revenue Collections		21,400,000.00	12,883,295.19	11,846,189.81	10,974,202.40	11,829,503.85	47,533,191.25	0.00	47,533,191.25	47,533,191.25	26,133,191.25	122 %	
Cash Revenue		21,400,000.00	12,883,295.19	11,846,189.81	10,974,202.40	11,829,503.85	47,533,191.25	0.00	47,533,191.25	47,533,191.25	26,133,191.25	122 %	
Non-Tax		21,400,000.00	12,883,295.19	11,846,189.81	10,974,202.40	11,829,503.85	47,533,191.25	0.00	47,533,191.25	47,533,191.25	26,133,191.25	122 %	
Rent/Lease Income	4020205000	306,000.00	175,575.18	552,889.61	698,457.88	786,076.05	2,212,998.72	0.00	2,212,998.72	2,212,998.72	1,906,998.72	623 %	
Landing and Parking Fees	4020212000	243,000.00	19,225.00	2,015.00	11,570.00	4,680.00	37,490.00	0.00	37,490.00	37,490.00	(205,510.00)	-85 %	
Income from Hostels/Dormitories and other Like facilities	4020213000	569,000.00	2,481,862.00	2,082,155.00	1,036,490.00	1,345,145.00	6,945,652.00	0.00	6,945,652.00	6,945,652.00	6,376,652.00	1,121 %	
Other Sales	4020216099	207,000.00	411,012.00	922,245.00	815,153.00	383,653.00	2,532,063.00	0.00	2,532,063.00	2,532,063.00	2,325,063.00	1,123 %	
Other Business Income	4020299099	20,075,000.00	9,795,621.01	8,286,885.20	8,412,531.52	9,309,949.80	35,804,987.53	0.00	35,804,987.53	35,804,987.53	15,729,987.53	78 %	
GRAND TOTAL		21,400,000.00	12,883,295.19	11,846,189.81	10,974,202.40	11,829,503.85	47,533,191.25	0.00	47,533,191.25	47,533,191.25	26,133,191.25	122 %	

Certified Correct:


LUCIA S. SIRA
Budget Officer III
Date: January 27, 2025


Certified Correct:


JESSICA M. GENZOLA
Accountant IV
Date: January 27, 2025

Recommending Approval By:


ERIC JAN G. PUGA
OIC, Director Financial Management Services
Date: January 27, 2025

Approved By:


GABRIEL M. SALISTRE JR., PEE, DIT
SUC President III
Date: January 27, 2025