


QUARTERLY PHYSICAL REPORT OF OPERATION
As of September 30, 2024


Department : State Universities and Colleges (SUCs)
 Agency/Entity : Iloilo Science and Technology University
 Operating Unit : < not applicable >
 Organization Code (UACS) : 08 067 0000000


Particulars	UACS CODE	Physical Target (Budget Year)					Physical Accomplishment (Budget Year)					Variance as of September 30, 2024	Remarks
		1st Quarter	2nd Quarter	3rd Quarter	4th Quarter	Total	1st Quarter	2nd Quarter	3rd Quarter	4th Quarter	Total		
1	2	3	4	5	6	7	8	9	10	11	12	13	14
HIGHER EDUCATION PROGRAM	310100000000000												
OO : Relevant and quality tertiary education ensured to achieve inclusive growth and access of poor but deserving students to quality tertiary education increased Outcome Indicator(s)													
1. Percentage of first-time licensure exam takers that pass the licensure exams		61%	58%	55%	55%	55%	84.81%	87.61%	85.71%		87.71%	32.71%	6 out of 7 BS Electrical and Mechanical Engineering passed the licensure exam during the 3rd quarter
2. Percentage of graduates (2 years prior) that are employed		35% (1,032/2,950)	55% (1,622/2,950)	59% (1,740/2,950)	70% (2,065/2,950)	70%	23.00%	56.00%	62.00%		62.00%	-8.00%	1,849 out of 2,983 graduates of 2022 are employed
Output Indicator(s)													
1. Percentage of undergraduate students enrolled in CHED-identified and RDC-identified priority programs		72%	-	78%	-	78%	78.00%	78.00%	78.00%		78.00%	0.00%	15,251 out of 19,489 undergraduate students are enrolled in CHED-identified programs
2. Percentage of undergraduate programs with accreditation		100%	100%	100%	100%	100%	100.00%	100.00%	100.00%		100.00%	0.00%	All 33 undergraduate programs are accredited
ADVANCED EDUCATION PROGRAM	320100000000000												
OO : Higher education research improved to promote economic productivity and innovation Outcome Indicator(s)													
1. Percentage of graduate school faculty engaged in research work applied in any of the following:		50%	-	65%	-	65%	50.00%	50.00%	52.00%		52.00%	-13.00%	33 out of 68 of the graduate school faculty are actively pursuing research in the last three years
a. pursuing advanced research degree programs (Ph.D.) or													
b. actively pursuing within the last three (3) years (investigative research, basic and applied scientific research, policy research, social science research) or											N/A		
c. producing technologies for commercialization or livelihood improvement or											N/A		
d. whose research work resulted in an extension program											N/A		
Output Indicator(s)													
1. Percentage of graduate students enrolled													

Department : State Universities and Colleges (SUCs)
 Agency/Entity : Iloilo Science and Technology University
 Operating Unit : < not applicable >
 Organization Code (UACS) : 08 067 000000

Particulars	UACS CODE	Physical Target (Budget Year)					Physical Accomplishment (Budget Year)					Variance as of September 30, 2024	Remarks
		1st Quarter	2nd Quarter	3rd Quarter	4th Quarter	Total	1st Quarter	2nd Quarter	3rd Quarter	4th Quarter	Total		
1. In research degree programs		100%	-	100%	-	100%	100%	100.00%	100.00%		100.00%	0.00%	508 out of 508 graduate students are enrolled in research degree program
2. Percentage of accredited graduate programs		100%	100%	100%	100%	100%	100%	100.00%	100.00%		100.00%	0.00%	All 9 programs at the graduate schools are accredited
RESEARCH PROGRAM	3202000000000000												
OO: Higher education research improved to promote economic productivity and innovation													
Outcome Indicator(s)													
1. Number of research outputs in the last three years utilized by the industry or by other beneficiaries		-	-	-	5	5	0	3	4		4	-1	MOAs had already been established. The program and activities are currently on going.
Output Indicator(s)													
1. Number of research outputs completed within the year		5	7	8	12	32	4	4	15		23	-9	23 research output completed as of 3rd quarter.
2. Percentage of research outputs published in internationally-refereed or CHED recognized journal within the year		5% (2/40)	15% (8/40)	30% (12/40)	40% (16/40)	40%	0.00%	10.53%	29.17%		29.17%	-10.83%	14 out of 48 research output was published during the 3rd quarter of the current year
TECHNICAL ADVISORY EXTENSION PROGRAM	3301000000000000												
OO: Community engagement increased													
Outcome Indicator(s)													
1. Number of active partnerships with LGUs, industries, NGOs, NGAs, SMEs, and other stakeholders as a result of extension activities		15	15	8	5	43	20	15	5		40	-3	Some of these extension program partnerships have been ongoing for several years.
Output Indicator(s)													
1. Number of trainees weighted by the length of training		300	1,000	1,500	1,700	4,500	360	830	1,965		3,155	-1,345	The institution has effectively tracked and reported the number of trainees, taking into account the duration of their training sessions.
2. Number of extension programs organized and supported consistent with the SUC's mandated and priority programs		10	13	22	25	70	15	15	20		50	-20	The institution has successfully organized and supported multiple extension programs that are consistent with its mandated objectives and priority initiatives.
3. Percentage of beneficiaries who rate the training course/s as satisfactory or higher in terms of quality and relevance		100%	100%	100%	100%	100%	100	100%	100.00%		100.00%	0	All beneficiaries rated the training course as satisfactory or higher.

Prepared By: 
 SAMMY A. DATTA, Ph.D.
 Director, Planning Development and Auxiliary Services
 Date: October 25, 2024

In coordination with:

 LUCIA S. SIERRA, MBM
 Budget Officer III
 Date: October 25, 2024

Approved By: 
 GABRIEL M. SALASTRE JR., PEE, DIT
 SUC President III
 Date: October 25, 2024