

QUARTERLY PHYSICAL REPORT OF OPERATIONS
As of June 30, 2024

Department : State Universities and Colleges (SUCs)
 Agency/Entity : Iloilo Science and Technology University
 Operating Unit : < not applicable >
 Organization Code : 08 067 0000000

Particulars	UACS CODE	Physical Target (Budget Year)					Physical Accomplishment (Budget Year)					Variance as of June 30, 2024	Remarks
		1st Quarter	2nd Quarter	3rd Quarter	4th Quarter	Total	1st Quarter	2nd Quarter	3rd Quarter	4th Quarter	Total		
1	2	3	4	5	6	7	8	9	10	11	12	13	14
HIGHER EDUCATION PROGRAM	3101000000000000												
OO : Relevant and quality tertiary education ensured to achieve inclusive growth and access													
Outcome Indicator(s)													
1. Percentage of first-time licensure exam takers that pass the licensure exams		61%	58%	55%	55%	55%	84.81%	87.61%			87.61%	-107.39%	686 out of 783 passed the licensure exam
2. Percentage of graduates (2 years prior) that are employed		35%	55%	59%	70%	70%	23.00%	56.00%			56.00%	-14.00%	1671 out of 2,983 graduates of 2022 are employed
Output Indicator(s)													
1. Percentage of undergraduate students enrolled in CHED-identified and RDC-identified priority programs		72%	-	78%	-	78%	78.00%	78.00%			78.00%	0.00%	14,074 out of 18,043 undergraduate students are enrolled in CHED-identified programs
2. Percentage of undergraduate programs with accreditation		100%	100%	100%	100%	100%	100.00%				100.00%	0.00%	All 33 undergraduate programs are accredited
ADVANCED EDUCATION PROGRAM	3201000000000000												
OO : Higher education research improved to promote economic productivity and innovation.													
Outcome Indicator(s)													
1. Percentage of graduate school faculty engaged in research work applied in any of the following:		50%	-	65%	-	65%	50.00%	50.00%			50.00%	-15.00%	18 out of 36 of the graduate school faculty are actively pursuing research in the last three years.
a. pursuing advanced research degree programs (Ph.D.) or													
b. actively pursuing within the last three (3) years (investigative research, basic and applied scientific research, policy research, social science research) or													
c. producing technologies for commercialization or livelihood improvement or													
d. whose research work resulted in an extension program													
Output Indicator(s)													
1. Percentage of graduate students enrolled													

Department : State Universities and Colleges (SUCs)
 Agency/Entity : Iloilo Science and Technology University
 Operating Unit : < not applicable >
 Organizational Code : 08 067 0000000
 NAACSL :


Particulars	UACS CODE	Physical Target (Budget Year)					Physical Accomplishment (Budget Year)					Variance as of June 30, 2024	Remarks
		1st Quarter	2nd Quarter	3rd Quarter	4th Quarter	Total	1st Quarter	2nd Quarter	3rd Quarter	4th Quarter	Total		
1	2	3	4	5	6	7	8	9	10	11	12	13	14
in research degree programs		100%	-	100%	-	100%	100%	100.00%			100.00%	0.00%	385 out of 385 graduate students are enrolled in research
2. Percentage of accredited graduate programs		100%	100%	100%	100%	100%	100%	100.00%			100.00%	0.00%	All 9 programs at the graduate schools are accredited
RESEARCH PROGRAM	320200000000000												
OO : Higher education research improved to promote economic productivity and innovation													
Outcome Indicator(s)													
1. Number of research outputs in the last three years utilized by the industry or by other beneficiaries		-	-	-	5	5	0	3			3	-2	MOA and other documents are still on process.
Output Indicator(s)													
1. Number of research outputs completed within the year		5	7	8	12	32	4	4			8	-24	Only 4 research output completed as of 1st quarter
2. Percentage of research outputs published in internationally-refereed or CHED recognized journal within the year		5% (2/40)	15% (6/40)	30% (12/40)	40% (16/40)	40%	0.00%	10.53%			10.53%	-29.47%	2 out of 19 research output was published during the period of 2nd quarter of the current year
TECHNICAL ADVISORY EXTENSION PROGRAM	330100000000000												
OO : Community engagement increased													
Outcome Indicator(s)													
1. Number of active partnerships with LGUs, industries, NGOs, NGAs, SMEs, and other stakeholders as a result of extension activities		15	15	8	5	43	20	15			35	-8	Some of these extension program partnerships have been ongoing for several years.
Output Indicator(s)													
1. Number of trainees weighted by the length of training		300	1,000	1,500	1,700	4,500	360	830			1190.00	-3310.00	
2. Number of extension programs organized and supported consistent with the SUC's mandated and priority programs		10	13	22	25	70	15	15			15	-55	
3. Percentage of beneficiaries who rate the training course/s as satisfactory or higher in terms of quality and relevance		100%	100%	100%	100%	100%	100	100%			100.00%	0	All beneficiaries rated the training course as satisfactory or higher.

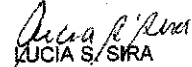
Prepared By:

In coordination with:


Approved By:

By the Authority of the University President:


 SAMMY A. DAITAO, Ph.D.TM.
 Director, Planning Development and auxiliary Services
 Date: July 6, 2024


 LUCIA S. SIRA
 Budget Officer III
 Date: July 6, 2024

GABRIEL M. SALISTRE JR., PEE, DIT
 University President III
 Date: July 6, 2024


 DR. NEMIA H. MABAQUIAO
 VP for External Affairs

OFFICER-IN-CHARGE
 7/8/24
 Date