



QUARTERLY REPORT OF REVENUE AND OTHER RECEIPTS
As at the Quarter Ending September 30, 2023

Department : State Universities and Colleges (SUCs)
 Agency/Entity : Iloilo Science and Technology University
 Operating Unit : < not applicable >
 Organization Code (UACS) : 08 067 0000000
 Fund Cluster : 05 - Internally Generated Funds

Classification/Sources of Revenue and Other Receipts	UACS CODE	REVENUE TARGET (Annual) per BESF	Actual Revenue and Other Receipts Collections					Cumulative Remittance/Deposits to Date			Variance		Remarks
			1st Quarter Ending March 31	2nd Quarter Ending June 30	3rd Quarter Ending September 30	4th Quarter Ending December 31	Total	Remittance to BTr	Deposited with AGDB	Total	Amount	%	
1	2	3	4	5	6	7	8=(4+5+6+7)	9	10	11=(9+10)	12=(8-3)	13=(12/3)	14
Internally Generated Funds		239,945,000.00	3,462,935.39	3,109,907.25	119,374,488.86	0.00	125,947,331.50	0.00	125,947,331.50	125,947,331.50	(113,997,668.50)	-48 %	
Revenue Collections		239,945,000.00	3,462,935.39	3,109,907.25	119,374,488.86	0.00	125,947,331.50	0.00	125,947,331.50	125,947,331.50	(113,997,668.50)	-48 %	
Cash Revenue		239,945,000.00	3,462,935.39	3,109,907.25	119,374,488.86	0.00	125,947,331.50	0.00	125,947,331.50	125,947,331.50	(113,997,668.50)	-48 %	
Non-Tax		239,945,000.00	3,462,935.39	3,109,907.25	119,374,488.86	0.00	125,947,331.50	0.00	125,947,331.50	125,947,331.50	(113,997,668.50)	-48 %	
Registration Fees	4020102000	2,000,000.00	10,835.00	24,872.00	1,846,188.00	0.00	1,881,895.00	0.00	1,881,895.00	1,881,895.00	(118,105.00)	-6 %	
Certification Fees	4020104002	4,000,000.00	336,830.75	318,030.00	333,519.20	0.00	988,379.95	0.00	988,379.95	988,379.95	(3,011,620.05)	-75 %	
Other Service Income	4020199099	10,000,000.00	783,266.80	671,127.45	684,345.50	0.00	2,138,739.75	0.00	2,138,739.75	2,138,739.75	(7,861,260.25)	-79 %	
Tuition Fees	4020201001	180,000,000.00	1,659,769.84	1,463,662.80	50,497,050.26	0.00	53,620,482.90	0.00	53,620,482.90	53,620,482.90	(126,379,517.10)	-70 %	
Income Collected from Students	4020201002	40,945,000.00	645,233.00	629,215.00	63,973,395.90	0.00	65,247,843.90	0.00	65,247,843.90	65,247,843.90	24,302,843.90	59 %	
Affiliation Fees	4020202000	2,000,000.00	21,000.00	3,000.00	20,250.00	0.00	44,250.00	0.00	44,250.00	44,250.00	(1,955,750.00)	-98 %	
Examination Fees	4020203000	1,000,000.00	6,000.00	0.00	40,750.00	0.00	46,750.00	0.00	46,750.00	46,750.00	(953,250.00)	-95 %	
Miscellaneous Income	4060999000	0.00	0.00	0.00	1,978,990.00	0.00	1,978,990.00	0.00	1,978,990.00	1,978,990.00	1,978,990.00	0 %	
GRAND TOTAL		239,945,000.00	3,462,935.39	3,109,907.25	119,374,488.86	0.00	125,947,331.50	0.00	125,947,331.50	125,947,331.50	(113,997,668.50)	-48 %	

Certified Correct:

 LUCIA S. SIRA
 Budget Officer III
 Date: October 27, 2023

Certified Correct:

 JESSICA M. GENZOLA
 Accountant III
 Date: October 27, 2023

Recommending Approval By:

 VICKY D. NERUTA
 Director, Financial Management Services
 Date: October 27, 2023


Approved By:

 GABRIEL M. SALISTRE JR.
 SUC President III
 Date: October 27, 2023

QUARTERLY REPORT OF REVENUE AND OTHER RECEIPTS
As at the Quarter Ending September 30, 2023

Department : State Universities and Colleges (SUCs)
 Agency/Entity : Iloilo Science and Technology University
 Operating Unit : < not applicable >
 Organization Code (UACS) : 08 067 0000000
 Fund Cluster : 06 - Business Related Funds

Classification/Sources of Revenue and Other Receipts	UACS CODE	REVENUE TARGET (Annual) per BESF	Actual Revenue and Other Receipts Collections					Cumulative Remittance/Deposits to Date			Variance		Remarks
			1st Quarter Ending March 31	2nd Quarter Ending June 30	3rd Quarter Ending September 30	4th Quarter Ending December 31	Total	Remittance to BTr	Deposited with AGDB	Total	Amount	%	
			4	5	6	7	8=(4+5+6+7)	9	10	11=(9+10)	12=(8-3)	13=(12/3)	
Business Related Funds		28,135,000.00	8,123,835.44	8,366,064.75	10,699,418.51	0.00	27,189,318.70	0.00	27,189,318.70	27,189,318.70	(945,681.30)	-3 %	
Revenue Collections		28,135,000.00	8,123,835.44	8,366,064.75	10,699,418.51	0.00	27,189,318.70	0.00	27,189,318.70	27,189,318.70	(945,681.30)	-3 %	
Cash Revenue		28,135,000.00	8,123,835.44	8,366,064.75	10,699,418.51	0.00	27,189,318.70	0.00	27,189,318.70	27,189,318.70	(945,681.30)	-3 %	
Non-Tax		28,135,000.00	8,123,835.44	8,366,064.75	10,699,418.51	0.00	27,189,318.70	0.00	27,189,318.70	27,189,318.70	(945,681.30)	-3 %	
Other Processing Fees	4020113099	200,000.00	16,675.00	31,450.00	17,989.92	0.00	66,114.92	0.00	66,114.92	66,114.92	(133,885.08)	-67 %	
Other Service Income	4020199099	200,000.00	5,330.00	49,970.00	50,355.00	0.00	105,655.00	0.00	105,655.00	105,655.00	(94,345.00)	-47 %	
Rent/Lease Income	4020205000	3,000,000.00	814,372.15	360,960.84	646,542.19	0.00	1,821,875.18	0.00	1,821,875.18	1,821,875.18	(1,178,124.82)	-39 %	
Landing and Parking Fees	4020212000	200,000.00	5,615.00	0.00	6,360.00	0.00	11,975.00	0.00	11,975.00	11,975.00	(188,025.00)	-94 %	
Income from Hostels/Dormitories and other Like facilities	4020213000	3,500,000.00	1,120,590.00	338,112.12	1,012,082.00	0.00	2,470,784.12	0.00	2,470,784.12	2,470,784.12	(1,029,215.88)	-29 %	
Other Sales	4020216099	3,035,000.00	1,107,903.29	1,228,361.00	618,071.37	0.00	2,954,335.66	0.00	2,954,335.66	2,954,335.66	(80,664.34)	-3 %	
Other Business Income	4020299099	18,000,000.00	5,053,350.00	6,357,210.79	8,348,018.03	0.00	19,758,578.82	0.00	19,758,578.82	19,758,578.82	1,758,578.82	10 %	
GRAND TOTAL		28,135,000.00	8,123,835.44	8,366,064.75	10,699,418.51	0.00	27,189,318.70	0.00	27,189,318.70	27,189,318.70	(945,681.30)	-3 %	


Certified Correct:

LUCIA S. SIRA
 Budget Officer III
 Date: October 27, 2023

Certified Correct:

JESSICA M. GENZOLA
 Accountant IV
 Date: October 27, 2023

Recommending Approval By:

VICKY H. JERUTA
 Director, Financial Management Services
 Date: October 27, 2023

Approved By:

GABRIEL M. SALISTRE JR.
 SUC President III
 Date: October 27, 2023