

STATEMENT OF APPROVED BUDGET, UTILIZATIONS, DISBURSEMENTS AND BALANCES
(For Off-Budgetary Funds)
As at the Quarter Ending September 30, 2023


Department : State Universities and Colleges (SUCs)
Agency/Entity : Iloilo Science and Technology University
Operating Unit : < not applicable >
Organization Code (UACS) : 08 067 0000000
Fund Cluster : 05 - Internally Generated Funds
(e.g. UACS Fund Cluster: 05-Internally Generated Funds and 06-Business Related Funds)


Table with columns: Particulars, UACS CODE, Approved Budget, Adjusted Budgeted Revenue, Utilizations (1st-4th Quarter, Total), Disbursements (1st-4th Quarter, Total), Balances (Unutilized Budget, Unpaid Obligations).

STATEMENT OF APPROVED BUDGET, UTILIZATIONS, DISBURSEMENTS AND BALANCES
(For Off-Budgetary Funds)
As at the Quarter Ending September 30, 2023

Department : State Universities and Colleges (SUCs)
 Agency/Entity : Iloilo Science and Technology University
 Operating Unit : < not applicable >
 Organization Code (UACS) : 08 067 0000000
 Fund Cluster : 05 - Internally Generated Funds
 (e.g. UACS Fund Cluster: 05-Internally Generated Funds and 06-Business Related Funds)

Particulars	UACS CODE	Approved Budget			Utilizations					Disbursements					Balances		
		Approved Budgeted Revenue	Adjustments (Reductions, Modifications/ Augmentations)	Adjusted Budgeted Revenue	1st Quarter Ending March 31	2nd Quarter Ending June 30	3rd Quarter Ending September 30	4th Quarter Ending December 31	Total	1st Quarter Ending March 31	2nd Quarter Ending June 30	3rd Quarter Ending September 30	4th Quarter Ending December 31	Total	Unutilized Budget	Unpaid Obligations (10-15)-(17+18)	
																Due and Demandable	Not Yet Due and Demandable
1	2	3	4	5=(3+(-4))	6	7	8	9	10=(6+7+8+9)	11	12	13	14	15=(11+12+13+14)	16=(5-10)	17	18
TECHNICAL ADVISORY EXTENSION PROGRAM	33010000000000000000	6,428,770.68	4,768,680.46	11,197,451.14	883,939.35	460,301.83	423,374.00	0.00	1,767,615.18	883,939.35	460,301.83	423,374.00	0.00	1,767,615.18	9,429,835.96	0.00	0.00
Provision of Extension Services	3301001000001000	6,428,770.68	4,768,680.46	11,197,451.14	883,939.35	460,301.83	423,374.00	0.00	1,767,615.18	883,939.35	460,301.83	423,374.00	0.00	1,767,615.18	9,429,835.96	0.00	0.00
PS		5,000.00	0.00	5,000.00	0.00	5,000.00	0.00	0.00	5,000.00	0.00	5,000.00	0.00	0.00	5,000.00	0.00	0.00	0.00
MOOE		2,060,871.97	4,268,680.46	6,329,552.43	883,939.35	455,301.83	423,374.00	0.00	1,762,615.18	883,939.35	455,301.83	423,374.00	0.00	1,762,615.18	4,566,937.25	0.00	0.00
CO		4,362,898.71	500,000.00	4,862,898.71	0.00	0.00	0.00	0.00	0.00	0.00	0.00	0.00	0.00	0.00	4,862,898.71	0.00	0.00
Sub-Total, Operations		96,142,316.15	84,203,760.41	180,346,076.56	40,083,435.48	39,036,641.43	60,526,258.71	0.00	139,646,335.62	33,435,482.21	30,255,173.59	51,768,276.76	0.00	115,458,932.56	40,699,740.94	0.00	24,187,403.06
PS		10,064,558.10	16,066,574.10	26,131,132.20	10,661,001.54	551,458.89	13,332,808.64	0.00	24,545,269.07	10,661,001.54	551,458.89	13,332,808.64	0.00	24,545,269.07	1,585,863.13	0.00	0.00
MOOE		60,430,308.21	57,353,045.59	117,783,353.80	27,596,778.94	34,253,718.54	40,232,257.95	0.00	102,082,755.43	20,948,825.67	27,438,313.25	34,398,235.29	0.00	82,785,374.21	15,700,598.37	0.00	19,297,381.22
FinEx (if Applicable)		0.00	0.00	0.00	0.00	0.00	0.00	0.00	0.00	0.00	0.00	0.00	0.00	0.00	0.00	0.00	0.00
CO		25,647,449.84	10,784,140.72	36,431,590.56	1,825,655.00	4,231,464.00	6,961,192.12	0.00	13,018,311.12	1,825,655.00	2,265,401.45	4,037,232.83	0.00	8,128,289.28	23,413,279.44	0.00	4,890,021.84
GRAND TOTAL		165,902,215.27	120,417,497.16	286,319,712.43	78,395,400.35	65,710,362.30	80,103,748.52	0.00	224,209,511.17	48,684,704.33	51,310,949.01	69,314,354.89	0.00	169,310,008.23	62,110,201.26	0.00	54,899,502.94
PS		11,577,694.29	18,277,974.10	29,855,668.39	11,471,560.06	1,408,736.56	14,882,868.34	0.00	27,763,154.96	11,452,351.51	1,427,945.11	14,882,858.34	0.00	27,763,154.96	2,092,513.43	0.00	0.00
MOOE		88,292,434.09	74,102,697.59	162,395,131.68	41,671,491.09	47,932,801.52	55,573,486.38	0.00	145,177,778.99	35,023,537.82	41,117,386.23	49,739,463.72	0.00	125,880,397.77	17,217,352.69	0.00	19,297,381.22
FinEx (if Applicable)		8,204,826.11	8,534,509.20	16,739,335.31	0.00	5,820,174.22	0.00	0.00	5,820,174.22	0.00	5,820,174.22	0.00	0.00	5,820,174.22	10,919,161.09	0.00	0.00
CO		57,827,260.78	19,502,316.27	77,329,577.05	25,252,349.20	10,548,650.00	9,647,403.80	0.00	45,448,403.00	2,208,815.00	2,945,433.45	4,692,032.83	0.00	9,846,281.28	31,881,174.05	0.00	35,602,121.72

Certified Correct:

 LUCIA S. SIRA
 Budget Officer III
 Date: October 27, 2023

Certified Correct:

 JESSICA M. GENZOLA
 Accountant IV
 Date: October 27, 2023

Recommending Approval By:

 VICKY D. JERUTA
 Director, Financial Management Services
 Date: October 27, 2023


Approved By:


 GABRIEL M. SALISTRE JR.
 SUC President III
 Date: October 27, 2023

STATEMENT OF APPROVED BUDGET, UTILIZATIONS, DISBURSEMENTS AND BALANCES
(For Off-Budgetary Funds)
As at the Quarter Ending September 30, 2023

Department : State Universities and Colleges (SUCs)
 Agency/Entity : Iloilo Science and Technology University
 Operating Unit : < not applicable >
 Organization Code (UACS) : 08 067 0000000
 Fund Cluster : 06 - Business Related Funds
 (e.g. UACS Fund Cluster: 05-Internally Generated Funds and 06-Business Related Funds)


Particulars	UACS CODE	Approved Budget			Utilizations					Disbursements					Balances			
		Approved Budgeted Revenue	Adjustments (Reductions, Modifications/ Augmentations)	Adjusted Budgeted Revenue	1st Quarter Ending March 31	2nd Quarter Ending June 30	3rd Quarter Ending September 30	4th Quarter Ending December 31	Total	1st Quarter Ending March 31	2nd Quarter Ending June 30	3rd Quarter Ending September 30	4th Quarter Ending December 31	Total	Unused Budget	Unpaid Obligations (10-15)=(17+18)		
																Due and Demandable	Not Yet Due and Demandable	
1	2	3	4	5=[3+(-)4]	6	7	8	9	10=(6+7+8+9)	11	12	13	14	15=(11+12+13+14)	16=(5-10)	17	18	
MOOE		0.00	0.00	0.00	0.00	0.00	0.00	0.00	0.00	0.00	0.00	0.00	0.00	0.00	0.00	0.00	0.00	0.00
CO		0.00	0.00	0.00	0.00	0.00	0.00	0.00	0.00	0.00	0.00	0.00	0.00	0.00	0.00	0.00	0.00	0.00
CO : Community engagement increased	3300000000000000	0.00	0.00	0.00	0.00	0.00	0.00	0.00	0.00	0.00	0.00	0.00	0.00	0.00	0.00	0.00	0.00	0.00
TECHNICAL ADVISORY EXTENSION PROGRAM	3301000000000000	0.00	0.00	0.00	0.00	0.00	0.00	0.00	0.00	0.00	0.00	0.00	0.00	0.00	0.00	0.00	0.00	0.00
Provision of Extension Services	3301001000010000	0.00	0.00	0.00	0.00	0.00	0.00	0.00	0.00	0.00	0.00	0.00	0.00	0.00	0.00	0.00	0.00	0.00
PS		0.00	0.00	0.00	0.00	0.00	0.00	0.00	0.00	0.00	0.00	0.00	0.00	0.00	0.00	0.00	0.00	0.00
MOOE		0.00	0.00	0.00	0.00	0.00	0.00	0.00	0.00	0.00	0.00	0.00	0.00	0.00	0.00	0.00	0.00	0.00
CO		0.00	0.00	0.00	0.00	0.00	0.00	0.00	0.00	0.00	0.00	0.00	0.00	0.00	0.00	0.00	0.00	0.00
Sub-Total, Operations		9,940,177.93	17,517,166.58	27,457,344.51	6,073,015.26	7,979,244.30	8,767,285.51	0.00	22,819,545.07	5,827,715.80	7,150,405.76	9,462,706.17	0.00	22,440,827.73	4,637,799.44	0.00	378,717.34	
PS		275,795.69	0.00	275,795.69	0.00	14,580.00	0.00	0.00	14,580.00	0.00	14,580.00	0.00	0.00	14,580.00	261,215.69	0.00	0.00	
MOOE		9,240,375.17	17,517,166.58	26,757,541.75	6,073,015.26	7,907,664.30	8,767,285.51	0.00	22,747,965.07	5,827,715.80	7,135,825.76	9,433,216.17	0.00	22,396,757.73	4,009,576.68	0.00	351,207.34	
FinEx (if Applicable)		0.00	0.00	0.00	0.00	0.00	0.00	0.00	0.00	0.00	0.00	0.00	0.00	0.00	0.00	0.00	0.00	
CO		424,007.07	0.00	424,007.07	0.00	57,000.00	0.00	0.00	57,000.00	0.00	0.00	29,490.00	0.00	29,490.00	367,007.07	0.00	27,510.00	
GRAND TOTAL		9,940,177.93	17,517,166.58	27,457,344.51	6,073,015.26	7,979,244.30	8,767,285.51	0.00	22,819,545.07	5,827,715.80	7,150,405.76	9,462,706.17	0.00	22,440,827.73	4,637,799.44	0.00	378,717.34	
PS		275,795.69	0.00	275,795.69	0.00	14,580.00	0.00	0.00	14,580.00	0.00	14,580.00	0.00	0.00	14,580.00	261,215.69	0.00	0.00	
MOOE		9,240,375.17	17,517,166.58	26,757,541.75	6,073,015.26	7,907,664.30	8,767,285.51	0.00	22,747,965.07	5,827,715.80	7,135,825.76	9,433,216.17	0.00	22,396,757.73	4,009,576.68	0.00	351,207.34	
FinEx (if Applicable)		0.00	0.00	0.00	0.00	0.00	0.00	0.00	0.00	0.00	0.00	0.00	0.00	0.00	0.00	0.00	0.00	
CO		424,007.07	0.00	424,007.07	0.00	57,000.00	0.00	0.00	57,000.00	0.00	0.00	29,490.00	0.00	29,490.00	367,007.07	0.00	27,510.00	

Certified Correct:

LUCIA S. SIRA
 Budget Officer III
 Date: October 27, 2023

Certified Correct:

JESSICA M. GENZOLA
 Accountant IV
 Date: October 27, 2023

Recommending Approval By:

VICKY D. JERUTA
 Director, Financial Management Services
 Date: October 27, 2023

Approved By:

GABRIEL M. SALISTRE JR.
 SUC President III
 Date: October 27, 2023