













**QUARTERLY REPORT OF REVENUE AND OTHER RECEIPTS**  
As at the Quarter Ending June 30, 2023

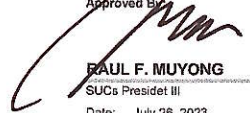
Department : State Universities and Colleges (SUCs)  
 Agency/Entity : Iloilo Science and Technology University  
 Operating Unit : < not applicable >  
 Organization Code (UACS) : 08 067 0000000  
 Fund Cluster : 06 - Business Related Funds

Classification/Sources of Revenue and Other Receipts	UACS CODE	REVENUE TARGET (Annual) per BESF	Actual Revenue and Other Receipts Collections					Cumulative Remittance/Deposits to Date			Variance		Remarks
			1st Quarter Ending March 31	2nd Quarter Ending June 30	3rd Quarter Ending September 30	4th Quarter Ending December 31	Total	Remittance to BTr	Deposited with AGDB	Total	Amount	%	
1	2	3	4	5	6	7	8=(4+5+6+7)	9	10	11=(9+10)	12=(8-3)	13=(12/3)	14
<b>Business Related Funds</b>		28,135,000.00	8,123,835.44	8,366,064.75	0.00	0.00	16,489,900.19	0.00	16,489,900.19	16,489,900.19	(11,645,099.81)	-41 %	
Revenue Collections		28,135,000.00	8,123,835.44	8,366,064.75	0.00	0.00	16,489,900.19	0.00	16,489,900.19	16,489,900.19	(11,645,099.81)	-41 %	
Cash Revenue		28,135,000.00	8,123,835.44	8,366,064.75	0.00	0.00	16,489,900.19	0.00	16,489,900.19	16,489,900.19	(11,645,099.81)	-41 %	
Non-Tax		28,135,000.00	8,123,835.44	8,366,064.75	0.00	0.00	16,489,900.19	0.00	16,489,900.19	16,489,900.19	(11,645,099.81)	-41 %	
Other Processing Fees	4020113099	200,000.00	16,675.00	31,450.00	0.00	0.00	48,125.00	0.00	48,125.00	48,125.00	(151,875.00)	-76 %	
Other Service Income	4020199099	200,000.00	5,330.00	49,970.00	0.00	0.00	55,300.00	0.00	55,300.00	55,300.00	(144,700.00)	-72 %	
Rent/Lease Income	4020205000	3,000,000.00	814,372.15	360,960.84	0.00	0.00	1,175,332.99	0.00	1,175,332.99	1,175,332.99	(1,824,667.01)	-61 %	
Landing and Parking Fees	4020212000	200,000.00	5,615.00	0.00	0.00	0.00	5,615.00	0.00	5,615.00	5,615.00	(194,385.00)	-97 %	
Income from Hostels/Dormitories and other Like facilities	4020213000	3,500,000.00	1,120,590.00	338,112.12	0.00	0.00	1,458,702.12	0.00	1,458,702.12	1,458,702.12	(2,041,297.88)	-58 %	
Other Sales	4020216099	3,035,000.00	1,107,903.29	1,228,361.00	0.00	0.00	2,336,264.29	0.00	2,336,264.29	2,336,264.29	(698,735.71)	-23 %	
Other Business Income	4020299099	18,000,000.00	5,053,350.00	6,357,210.79	0.00	0.00	11,410,560.79	0.00	11,410,560.79	11,410,560.79	(6,589,439.21)	-37 %	
<b>GRAND TOTAL</b>		<b>28,135,000.00</b>	<b>8,123,835.44</b>	<b>8,366,064.75</b>	<b>0.00</b>	<b>0.00</b>	<b>16,489,900.19</b>	<b>0.00</b>	<b>16,489,900.19</b>	<b>16,489,900.19</b>	<b>(11,645,099.81)</b>	<b>-41 %</b>	

Certified Correct:  
  
**LUCIA S. SIRA**  
 Budget Officer III  
 Date: July 26, 2023

Certified Correct:  
  
**JESSICA M. GENZOLA**  
 Accountant IV  
 Date: July 26, 2023


Recommending Approval By:  
  
**VICKY D. JERUTA**  
 Director, Financial Management Service  
 Date: July 26, 2023


Approved By:  
  
**PAUL F. MUYONG**  
 SUCs President III  
 Date: July 26, 2023

**QUARTERLY REPORT OF REVENUE AND OTHER RECEIPTS**  
As at the Quarter Ending June 30, 2023

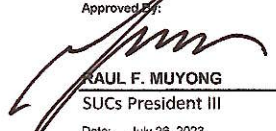
Department : State Universities and Colleges (SUCs)  
 Agency/Entity : Iloilo Science and Technology University  
 Operating Unit : < not applicable >  
 Organization Code (UACS) : 08 067 0000000  
 Fund Cluster : 05 - Internally Generated Funds

Classification/Sources of Revenue and Other Receipts	UACS CODE	REVENUE TARGET (Annual) per BESF	Actual Revenue and Other Receipts Collections					Cumulative Remittance/Deposits to Date			Variance		Remarks
			1st Quarter Ending March 31	2nd Quarter Ending June 30	3rd Quarter Ending September 30	4th Quarter Ending December 31	Total	Remittance to BTr	Deposited with AGDB	Total	Amount	%	
1	2	3	4	5	6	7	8=(4+5+6+7)	9	10	11=(9+10)	12=(8-3)	13=(12/3)	14
<b>Internally Generated Funds</b>		239,945,000.00	3,462,935.39	3,109,907.25	0.00	0.00	6,572,842.64	0.00	6,572,842.64	6,572,842.64	(233,372,157.36)	-97 %	
Revenue Collections		239,945,000.00	3,462,935.39	3,109,907.25	0.00	0.00	6,572,842.64	0.00	6,572,842.64	6,572,842.64	(233,372,157.36)	-97 %	
Cash Revenue		239,945,000.00	3,462,935.39	3,109,907.25	0.00	0.00	6,572,842.64	0.00	6,572,842.64	6,572,842.64	(233,372,157.36)	-97 %	
Non-Tax		239,945,000.00	3,462,935.39	3,109,907.25	0.00	0.00	6,572,842.64	0.00	6,572,842.64	6,572,842.64	(233,372,157.36)	-97 %	
Registration Fees	4020102000	2,000,000.00	10,835.00	24,872.00	0.00	0.00	35,707.00	0.00	35,707.00	35,707.00	(1,964,293.00)	-98 %	
Certification Fees	4020104002	4,000,000.00	336,830.75	318,030.00	0.00	0.00	654,860.75	0.00	654,860.75	654,860.75	(3,345,139.25)	-84 %	
Other Service Income	4020199099	10,000,000.00	783,266.80	671,127.45	0.00	0.00	1,454,394.25	0.00	1,454,394.25	1,454,394.25	(8,545,605.75)	-85 %	
Tuition Fees	4020201001	180,000,000.00	1,659,769.84	1,463,662.90	0.00	0.00	3,123,432.64	0.00	3,123,432.64	3,123,432.64	(176,876,567.36)	-98 %	
Income Collected from Students	4020201002	40,945,000.00	645,233.00	629,215.00	0.00	0.00	1,274,448.00	0.00	1,274,448.00	1,274,448.00	(39,670,552.00)	-97 %	
Affiliation Fees	4020202000	2,000,000.00	21,000.00	3,000.00	0.00	0.00	24,000.00	0.00	24,000.00	24,000.00	(1,976,000.00)	-99 %	
Examination Fees	4020203000	1,000,000.00	0,000.00	0.00	0.00	0.00	6,000.00	0.00	6,000.00	6,000.00	(994,000.00)	-99 %	
<b>GRAND TOTAL</b>		<b>239,945,000.00</b>	<b>3,462,935.39</b>	<b>3,109,907.25</b>	<b>0.00</b>	<b>0.00</b>	<b>6,572,842.64</b>	<b>0.00</b>	<b>6,572,842.64</b>	<b>6,572,842.64</b>	<b>(233,372,157.36)</b>	<b>-97 %</b>	

Certified Correct:  
  
 LUCIA S. SIRA  
 Budget officer  
 Date: July 26, 2023

Certified Correct:  
  
 JESSICA M. GENZOLA  
 Accountant IV  
 Date: July 26, 2023

Recommending Approval By:  
  
 VICKY D. JERUTA  
 Director, Financial Management Services  
 Date: July 26, 2023

Approved By:  
  
 RAUL F. MUYONG  
 SUCs President III  
 Date: July 26, 2023