

STATEMENT OF APPROVED BUDGET, UTILIZATIONS, DISBURSEMENTS AND BALANCES

(For Off-Budgetary Funds)

As at the Quarter Ending June 30, 2023

Department : State Universities and Colleges (SUCs)
 Agency/Entity : Iloilo Science and Technology University
 Operating Unit : < not applicable >
 Organization Code (UACS) : 08 067 000000
 Fund Cluster : 05 - Internally Generated Funds

(e.g. UACS Fund Cluster: 05-Internally Generated Funds and 06-Business Related Funds)

Particulars	UACS CODE	Approved Budget			Utilizations					Disbursements					Balances		
		Approved Budgeted Revenue	Adjustments (Reductions, Modifications/Augmentations)	Adjusted Budgeted Revenue	1st Quarter Ending March 31	2nd Quarter Ending June 30	3rd Quarter Ending September 30	4th Quarter Ending December 31	Total	1st Quarter Ending March 31	2nd Quarter Ending June 30	3rd Quarter Ending September 30	4th Quarter Ending December 31	Total	Unutilized Budget	Unpaid Obligations (10-15)=(17+18)	
																Due and Demandable	Not Yet Due and Demandable
1	2	3	4	5=[(3)+(4)]	6	7	8	9	10=(6+7+8+9)	11	12	13	14	15=(11+12+13+14)	16=(5-10)	17	18
General Administration and Support	1000000000000000	65,899,174.88	160,974.00	66,060,148.88	37,827,374.16	23,509,937.88	0.00	0.00	61,337,312.04	14,764,631.41	17,891,992.43	0.00	0.00	32,656,623.84	4,722,836.84	0.00	28,680,688.20
General Management and Supervision	100000100001000	65,899,174.88	160,974.00	66,060,148.88	37,827,374.16	23,509,937.88	0.00	0.00	61,337,312.04	14,764,631.41	17,891,992.43	0.00	0.00	32,656,623.84	4,722,836.84	0.00	28,680,688.20
PS		1,513,136.19	154,700.00	1,667,836.19	810,558.52	857,277.67	0.00	0.00	1,667,836.19	791,349.97	876,486.22	0.00	0.00	1,667,836.19	19,593.57	0.00	0.00
MOOE		24,996,041.20	0.00	24,996,041.20	13,781,115.64	11,195,331.99	0.00	0.00	24,976,447.63	13,781,115.64	11,195,331.99	0.00	0.00	5,820,174.22	2,390,925.89	0.00	0.00
FinEx		8,204,826.11	8,274.00	8,211,100.11	0.00	5,820,174.22	0.00	0.00	5,820,174.22	0.00	5,820,174.22	0.00	0.00	5,820,174.22	2,312,317.38	0.00	28,680,688.20
CO		31,185,171.38	0.00	31,185,171.38	23,235,700.00	5,637,154.00	0.00	0.00	28,872,854.00	192,165.80	0.00	0.00	0.00	192,165.80	2,312,317.38	0.00	28,680,688.20
Sub-Total, General Administration and Support		65,899,174.88	160,974.00	66,060,148.88	37,827,374.16	23,509,937.88	0.00	0.00	61,337,312.04	14,764,631.41	17,891,992.43	0.00	0.00	32,656,623.84	4,722,836.84	0.00	28,680,688.20
PS		1,513,136.19	154,700.00	1,667,836.19	810,558.52	857,277.67	0.00	0.00	1,667,836.19	791,349.97	876,486.22	0.00	0.00	1,667,836.19	19,593.57	0.00	0.00
MOOE		24,996,041.20	0.00	24,996,041.20	13,781,115.64	11,195,331.99	0.00	0.00	24,976,447.63	13,781,115.64	11,195,331.99	0.00	0.00	5,820,174.22	2,390,925.89	0.00	0.00
FinEx (if Applicable)		8,204,826.11	8,274.00	8,211,100.11	0.00	5,820,174.22	0.00	0.00	5,820,174.22	0.00	5,820,174.22	0.00	0.00	5,820,174.22	2,312,317.38	0.00	28,680,688.20
CO		31,185,171.38	0.00	31,185,171.38	23,235,700.00	5,637,154.00	0.00	0.00	28,872,854.00	192,165.80	0.00	0.00	0.00	192,165.80	2,312,317.38	0.00	28,680,688.20
Support to Operations	2000000000000000	3,860,724.24	31,560.00	3,892,284.24	484,590.71	3,163,782.99	0.00	0.00	3,648,373.70	484,590.71	3,163,782.99	0.00	0.00	3,648,373.70	243,910.54	0.00	0.00
Auxiliary Services	200000100001000	3,860,724.24	31,560.00	3,892,284.24	484,590.71	3,163,782.99	0.00	0.00	3,648,373.70	484,590.71	3,163,782.99	0.00	0.00	3,648,373.70	243,910.54	0.00	0.00
PS		0.00	0.00	0.00	0.00	0.00	0.00	0.00	0.00	0.00	0.00	0.00	0.00	0.00	0.00	0.00	0.00
MOOE		2,866,084.68	31,560.00	2,897,644.68	293,596.51	2,483,750.99	0.00	0.00	2,777,347.50	293,596.51	2,483,750.99	0.00	0.00	2,777,347.50	120,297.18	0.00	0.00
CO		994,639.56	0.00	994,639.56	190,994.20	680,032.00	0.00	0.00	871,026.20	190,994.20	680,032.00	0.00	0.00	871,026.20	123,613.36	0.00	0.00
Sub-Total, Support to Operations		3,860,724.24	31,560.00	3,892,284.24	484,590.71	3,163,782.99	0.00	0.00	3,648,373.70	484,590.71	3,163,782.99	0.00	0.00	3,648,373.70	243,910.54	0.00	0.00
PS		0.00	0.00	0.00	0.00	0.00	0.00	0.00	0.00	0.00	0.00	0.00	0.00	0.00	0.00	0.00	0.00
MOOE		2,866,084.68	31,560.00	2,897,644.68	293,596.51	2,483,750.99	0.00	0.00	2,777,347.50	293,596.51	2,483,750.99	0.00	0.00	2,777,347.50	120,297.18	0.00	0.00
FinEx (if Applicable)		0.00	0.00	0.00	0.00	0.00	0.00	0.00	0.00	0.00	0.00	0.00	0.00	0.00	0.00	0.00	0.00
CO		994,639.56	0.00	994,639.56	190,994.20	680,032.00	0.00	0.00	871,026.20	190,994.20	680,032.00	0.00	0.00	871,026.20	123,613.36	0.00	0.00
Operations	3000000000000000	96,142,316.15	1,437,483.70	97,579,799.85	40,083,435.48	39,036,641.43	0.00	0.00	79,120,076.91	33,435,482.21	30,255,173.59	0.00	0.00	63,690,655.80	18,459,722.94	0.00	15,429,421.11
OD : Relevant and quality tertiary education ensured to achieve inclusive growth and access of poor but deserving students to quality tertiary education increased	3100000000000000	80,262,061.71	1,269,502.75	81,531,564.46	35,433,733.00	35,247,661.53	0.00	0.00	70,681,394.53	28,785,779.73	28,432,256.24	0.00	0.00	57,218,035.97	10,850,169.93	0.00	13,463,358.56
HIGHER EDUCATION PROGRAM	3101000000000000	80,262,061.71	1,269,502.75	81,531,564.46	35,433,733.00	35,247,661.53	0.00	0.00	70,681,394.53	28,785,779.73	28,432,256.24	0.00	0.00	57,218,035.97	10,850,169.93	0.00	13,463,358.56
Provision of Higher Education Services	310100100002000	80,262,061.71	1,269,502.75	81,531,564.46	35,433,733.00	35,247,661.53	0.00	0.00	70,681,394.53	28,785,779.73	28,432,256.24	0.00	0.00	57,218,035.97	10,850,169.93	0.00	13,463,358.56
PS		9,889,330.53	531,275.00	10,420,605.53	9,860,146.64	540,458.89	0.00	0.00	10,420,605.53	9,860,146.64	540,458.89	0.00	0.00	10,420,605.53	0.00	0.00	0.00
MOOE		56,448,297.63	716,737.75	57,165,035.38	23,727,931.36	32,749,488.64	0.00	0.00	56,477,420.00	17,079,978.09	25,934,083.35	0.00	0.00	43,014,061.44	687,615.38	0.00	13,463,358.56
CO		13,924,433.55	21,490.00	13,945,923.55	1,825,655.00	1,957,714.00	0.00	0.00	3,783,369.00	1,825,655.00	1,957,714.00	0.00	0.00	3,783,369.00	10,162,554.55	0.00	0.00
OD : Higher education research improved to promote economic productivity and innovation	3200000000000000	9,451,463.76	157,236.35	9,608,700.11	3,765,763.13	3,328,678.07	0.00	0.00	7,094,441.20	3,765,763.13	1,362,615.52	0.00	0.00	5,129,378.85	2,514,278.91	0.00	1,966,062.55
ADVANCED EDUCATION PROGRAM	3201000000000000	2,404,127.31	146,491.75	2,550,619.06	560,462.75	579,500.00	0.00	0.00	1,139,962.75	560,462.75	579,500.00	0.00	0.00	1,139,962.75	1,410,656.31	0.00	0.00
Provision of Advanced Education Services	320100100001000	2,404,127.31	146,491.75	2,550,619.06	560,462.75	579,500.00	0.00	0.00	1,139,962.75	560,462.75	579,500.00	0.00	0.00	1,139,962.75	1,410,656.31	0.00	0.00
PS		121,216.52	144,991.75	266,208.27	248,663.10	8,000.00	0.00	0.00	254,663.10	248,663.10	8,000.00	0.00	0.00	254,663.10	11,545.17	0.00	0.00
MOOE		1,381,224.89	1,500.00	1,382,724.89	311,799.65	573,500.00	0.00	0.00	885,299.65	311,799.65	573,500.00	0.00	0.00	885,299.65	507,425.24	0.00	0.00

STATEMENT OF APPROVED BUDGET, UTILIZATIONS, DISBURSEMENTS AND BALANCES
(For Off-Budgetary Funds)
As at the Quarter Ending June 30, 2023

Department : State Universities and Colleges (SUCs)
 Agency/Entity : Iloilo Science and Technology University
 Operating Unit : < not applicable >
 Organization Code (UACS) : 08 067 0000000
 Fund Cluster : 05 - Internally Generated Funds

(e.g. UACS Fund Cluster: 05-Internally Generated Funds and 06-Business Related Funds)

Particulars	UACS CODE	Approved Budget			Utilizations					Disbursements					Balances		
		Approved Budgeted Revenue	Adjustments (Reductions, Modifications/ Augmentations)	Adjusted Budgeted Revenue	1st Quarter Ending March 31	2nd Quarter Ending June 30	3rd Quarter Ending September 30	4th Quarter Ending December 31	Total	1st Quarter Ending March 31	2nd Quarter Ending June 30	3rd Quarter Ending September 30	4th Quarter Ending December 31	Total	Unutilized Budget	Unpaid Obligations (10-15)=(17+18)	
																5=[(3+(-4))]	6
1	2	3	4	5	6	7	8	9	10	11	12	13	14	15	16	17	18
CO		891,685.90	0.00	891,685.90	0.00	0.00	0.00	0.00	0.00	0.00	0.00	0.00	0.00	0.00	891,685.90	0.00	0.00
RESEARCH PROGRAM	3202000000000000	7,047,356.45	10,744.60	7,058,101.05	3,205,300.38	2,749,178.07	0.00	0.00	5,954,478.45	3,205,300.38	783,115.52	0.00	0.00	3,988,415.90	1,103,622.60	0.00	1,968,062.55
Conduct of Research Services	320200100001000	7,047,356.45	10,744.60	7,058,101.05	3,205,300.38	2,749,178.07	0.00	0.00	5,954,478.45	3,205,300.38	783,115.52	0.00	0.00	3,988,415.90	1,103,622.60	0.00	1,968,062.55
PS		549,011.05	0.00	549,011.05	532,191.80	0.00	0.00	0.00	532,191.80	532,191.80	0.00	0.00	0.00	0.00	16,819.25	0.00	0.00
MOOE		3,259,913.72	10,744.60	3,270,658.32	2,673,108.58	475,428.07	0.00	0.00	3,148,536.65	2,673,108.58	475,428.07	0.00	0.00	3,148,536.65	122,121.67	0.00	0.00
CO		3,238,431.68	0.00	3,238,431.68	0.00	2,273,750.00	0.00	0.00	2,273,750.00	0.00	307,687.45	0.00	0.00	307,687.45	984,681.68	0.00	1,968,062.55
CO : Community engagement increased	3300000000000000	6,428,770.68	10,744.60	6,439,515.28	883,939.35	460,301.83	0.00	0.00	1,344,241.18	883,939.35	460,301.83	0.00	0.00	1,344,241.18	5,095,274.10	0.00	0.00
TECHNICAL ADVISORY EXTENSION PROGRAM	3301000000000000	6,428,770.68	10,744.60	6,439,515.28	883,939.35	460,301.83	0.00	0.00	1,344,241.18	883,939.35	460,301.83	0.00	0.00	1,344,241.18	5,095,274.10	0.00	0.00
Provision of Extension Services	330100100001000	6,428,770.68	10,744.60	6,439,515.28	883,939.35	460,301.83	0.00	0.00	1,344,241.18	883,939.35	460,301.83	0.00	0.00	1,344,241.18	5,095,274.10	0.00	0.00
PS		5,000.00	0.00	5,000.00	0.00	5,000.00	0.00	0.00	5,000.00	5,000.00	0.00	0.00	0.00	0.00	0.00	0.00	0.00
MOOE		2,060,871.97	10,744.60	2,071,616.57	883,939.35	455,301.83	0.00	0.00	1,339,241.18	883,939.35	455,301.83	0.00	0.00	1,339,241.18	732,375.39	0.00	0.00
CO		4,362,898.71	0.00	4,362,898.71	0.00	0.00	0.00	0.00	0.00	0.00	0.00	0.00	0.00	0.00	4,362,898.71	0.00	0.00
Sub-Total, Operations		96,142,316.15	1,437,483.70	97,579,799.85	40,083,435.48	39,036,641.43	0.00	0.00	79,120,076.91	33,435,482.21	30,255,173.59	0.00	0.00	63,680,655.80	18,459,722.94	0.00	15,429,421.11
PS		10,584,558.10	678,266.75	11,240,824.85	10,661,001.54	551,458.89	0.00	0.00	11,212,460.43	10,661,001.54	551,458.89	0.00	0.00	11,212,460.43	28,384.42	0.00	0.00
MOOE		63,180,308.21	739,728.95	63,900,035.16	27,596,778.94	34,253,718.54	0.00	0.00	61,850,497.48	20,948,825.67	27,438,313.25	0.00	0.00	48,387,138.92	2,049,537.68	0.00	13,463,358.58
FinEx (if Applicable)		0.00	0.00	0.00	0.00	0.00	0.00	0.00	0.00	0.00	0.00	0.00	0.00	0.00	0.00	0.00	0.00
CO		22,417,449.84	21,490.00	22,438,939.84	1,825,655.00	4,231,464.00	0.00	0.00	6,057,119.00	1,825,655.00	2,265,401.45	0.00	0.00	4,091,056.45	18,381,820.84	0.00	1,966,062.55
GRAND TOTAL		165,902,215.27	1,630,017.70	167,532,232.97	78,395,400.35	65,710,362.30	0.00	0.00	144,105,762.65	48,684,704.33	51,310,949.01	0.00	0.00	99,995,653.34	23,426,470.32	0.00	44,110,109.31
PS		12,077,694.29	830,986.75	12,908,681.04	11,471,560.06	1,408,736.56	0.00	0.00	12,880,296.62	11,452,351.51	1,427,945.11	0.00	0.00	12,880,296.62	28,384.42	0.00	0.00
MOOE		91,022,434.09	771,286.95	91,793,721.04	41,671,491.09	47,932,801.52	0.00	0.00	89,604,292.61	35,023,537.82	41,117,998.23	0.00	0.00	78,140,934.05	2,189,428.43	0.00	13,463,358.58
FinEx (if Applicable)		8,204,826.11	6,274.00	8,211,100.11	0.00	5,820,174.22	0.00	0.00	5,820,174.22	0.00	5,820,174.22	0.00	0.00	5,820,174.22	2,390,925.89	0.00	0.00
CO		54,597,260.78	21,490.00	54,618,750.78	25,252,349.20	10,548,650.00	0.00	0.00	35,800,999.20	2,208,815.00	2,945,433.45	0.00	0.00	5,154,248.45	18,817,751.58	0.00	34,648,750.75

Certified Correct:

Lucia S. Sira
LUCIA S. SIRA
 Budget Officer III
 Date: July 15, 2023

Certified Correct:

Jessica M. Genzola
JESSICA M. GENZOLA
 Accountant IV
 Date: July 15, 2023

Recommending Approval By:

Vicky Duerota
VICKY D. DUEROTA
 Director, Financial Management Services
 Date: July 15, 2023


Approved By:


RAUL F. MUYONG
 By the Authority of the President III
 University President
 Date: July 15, 2023
Raul F. Muyong
DR. CORAZON C. CORBAL
 VP for Academic Affairs
 OFFICER-IN-CHARGE
 JUL 17 2023

STATEMENT OF APPROVED BUDGET, UTILIZATIONS, DISBURSEMENTS AND BALANCES
(For Off-Budgetary Funds)
As at the Quarter Ending June 30, 2023

Department : State Universities and Colleges (SUCs)
 Agency/Entity : Iloilo Science and Technology University
 Operating Unit : < not applicable >
 Organization Code (UACS) : 08 067 0000000
 Fund Cluster : 06 - Business Related Funds
 (e.g. UACS Fund Cluster: 05-Internally Generated Funds and 06-Business Related Funds)


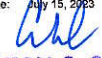
Particulars	UACS CODE	Approved Budget			Utilizations					Disbursements				Balances				
		Approved Budgeted Revenue	Adjustments (Reductions, Modifications/ Augmentations)	Adjusted Budgeted Revenue	1st Quarter Ending March 31	2nd Quarter Ending June 30	3rd Quarter Ending September 30	4th Quarter Ending December 31	Total	1st Quarter Ending March 31	2nd Quarter Ending June 30	3rd Quarter Ending September 30	4th Quarter Ending December 31	Total	Unutilized Budget	Unpaid Obligations (10-15)=(17+18)		
																Due and Demandable	Not Yet Due and Demandable	
1	2	3	4	5=(3+(-4))	6	7	8	9	10=(6+7+8+9)	11	12	13	14	15=(11+12+13+14)	16=(5-10)	17	18	
MOOE		0.00	0.00	0.00	0.00	0.00	0.00	0.00	0.00	0.00	0.00	0.00	0.00	0.00	0.00	0.00	0.00	0.00
CO		0.00	0.00	0.00	0.00	0.00	0.00	0.00	0.00	0.00	0.00	0.00	0.00	0.00	0.00	0.00	0.00	0.00
OO : Community engagement increased	3300000000000000	0.00	0.00	0.00	0.00	0.00	0.00	0.00	0.00	0.00	0.00	0.00	0.00	0.00	0.00	0.00	0.00	0.00
TECHNICAL ADVISORY EXTENSION PROGRAM	3301000000000000	0.00	0.00	0.00	0.00	0.00	0.00	0.00	0.00	0.00	0.00	0.00	0.00	0.00	0.00	0.00	0.00	0.00
Provision of Extension Services	330100100001000	0.00	0.00	0.00	0.00	0.00	0.00	0.00	0.00	0.00	0.00	0.00	0.00	0.00	0.00	0.00	0.00	0.00
PS		0.00	0.00	0.00	0.00	0.00	0.00	0.00	0.00	0.00	0.00	0.00	0.00	0.00	0.00	0.00	0.00	0.00
MOOE		0.00	0.00	0.00	0.00	0.00	0.00	0.00	0.00	0.00	0.00	0.00	0.00	0.00	0.00	0.00	0.00	0.00
CO		0.00	0.00	0.00	0.00	0.00	0.00	0.00	0.00	0.00	0.00	0.00	0.00	0.00	0.00	0.00	0.00	0.00
Sub-Total, Operations		9,911,910.69	7,271,189.00	17,183,099.69	6,073,015.26	7,979,244.30	0.00	0.00	14,052,259.56	5,827,715.80	7,150,405.76	0.00	0.00	12,978,121.56	3,130,840.13	0.00	1,074,138.00	
PS		275,795.69	0.00	275,795.69	0.00	14,580.00	0.00	0.00	14,580.00	0.00	14,580.00	0.00	0.00	14,580.00	261,215.69	0.00	0.00	
MOOE		9,212,107.93	7,271,189.00	16,483,296.93	6,073,015.26	7,907,664.30	0.00	0.00	13,980,679.56	5,827,715.80	7,135,825.76	0.00	0.00	12,963,541.56	2,502,617.37	0.00	1,017,138.00	
FinEx (if Applicable)		0.00	0.00	0.00	0.00	0.00	0.00	0.00	0.00	0.00	0.00	0.00	0.00	0.00	0.00	0.00	57,000.00	
CO		424,007.07	0.00	424,007.07	0.00	57,000.00	0.00	0.00	57,000.00	0.00	0.00	0.00	0.00	0.00	367,007.07	0.00	57,000.00	
GRAND TOTAL		9,940,177.93	7,271,189.00	17,211,366.93	6,073,015.26	7,979,244.30	0.00	0.00	14,052,259.56	5,827,715.80	7,150,405.76	0.00	0.00	12,978,121.56	3,159,107.37	0.00	1,074,138.00	
PS		275,795.69	0.00	275,795.69	0.00	14,580.00	0.00	0.00	14,580.00	0.00	14,580.00	0.00	0.00	14,580.00	261,215.69	0.00	0.00	
MOOE		9,212,107.93	7,271,189.00	16,483,296.93	6,073,015.26	7,907,664.30	0.00	0.00	13,980,679.56	5,827,715.80	7,135,825.76	0.00	0.00	12,963,541.56	2,502,617.37	0.00	1,017,138.00	
FinEx (if Applicable)		28,267.24	0.00	28,267.24	0.00	0.00	0.00	0.00	0.00	0.00	0.00	0.00	0.00	0.00	28,267.24	0.00	0.00	
CO		424,007.07	0.00	424,007.07	0.00	57,000.00	0.00	0.00	57,000.00	0.00	0.00	0.00	0.00	0.00	367,007.07	0.00	57,000.00	

Certified Correct:

LUCIA S. SIRA
 Budget Officer III
 Date: July 15, 2023

Certified Correct:

JESSICA M. GENZOLA
 Accountant IV
 Date: July 15, 2023

Recommending Approval By:

VICKY D. JERUTA
 Director, Financial Management Services
 Date July 15, 2023

Approved By:

RAUL F. MUYONG
 SUC President III
 Date: July 15, 2023
 By the Authority of the University President:

DR. CORAZON C. CORBAL
 VP for Academic Affairs

OFFICER-IN-CHARGE
JUL 17 2023