


QUARTERLY PHYSICAL REPORT OF OPERATION
As of June 30, 2023

Department : State Universities and Colleges (SUCs)
 Agency/Entity : Iloilo Science and Technology University
 Operating Unit : < not applicable >
 Organization Code (UACS) : 08 067 0000000


Particulars	UACS CODE	Physical Target (Budget Year)					Physical Accomplishment (Budget Year)					Variance as of June 30, 2023	Remarks
		1st Quarter	2nd Quarter	3rd Quarter	4th Quarter	Total	1st Quarter	2nd Quarter	3rd Quarter	4th Quarter	Total		
1	2	3	4	5	6	7	8	9	10	11	12	13	14
HIGHER EDUCATION PROGRAM	310100000000000												
OO : Relevant and quality tertiary education ensured to achieve inclusive growth and access of poor but deserving students to quality tertiary education increased													
Outcome Indicators													
1. Percentage of first-time licensure exam takers that pass the licensure exams					50%	50%	82.85%	81.01%			81.01%	31.01%	A total of 546 out of 674 passed the licensure exam from 1st to 2nd quarter.
2. Percentage of graduates (2 years prior) that are employed					70%	70%	55.02%	61.94%			61.94%	-8.06%	869 out of 1,403 graduates of 2021 are employed from 1st to 2nd quarter (For the 2nd quarter alone it is 97 out of 1,403 graduates)
Output Indicators													
1. Percentage of undergraduate students enrolled in CHED-identified and RDC-identified priority programs					78%	78%	80.29%	80.29%			80.29%	2.29%	13,544 out of 16,869 undergraduate students are enrolled in CHED-identified programs
2. Percentage of undergraduate programs with accreditation					100%	100%	100%	100%			100%	0.00%	all 32 Undergraduate programs are accredited
ADVANCED EDUCATION PROGRAM	320100000000000												
OO : Higher education research improved to promote economic productivity and innovation													
Outcome Indicator													
1. Percentage of graduate school faculty engaged in research work applied in any of the following: a. pursuing advanced research degree programs (Ph.D.) or b. actively pursuing within the last three (3) years (investigative research, basic and applied scientific research, policy research, social science research) or c. producing technologies for commercialization or livelihood improvement or d. whose research work resulted in an extension program					58%	58%	68.29%	68.29%			68.29%	10.29%	28 out of 41 of the graduate school faculty are actively pursuing research in the last three years
Output Indicators													
1. Percentage of graduate students enrolled in research degree programs					100%	100%	100%	100%			100%	0.00%	404 out of 404 graduate students are enrolled in research degree program
2. Percentage of accredited graduate programs					100%	100%	100%	100%			100%	0.00%	All 7 programs in the graduate schools are accredited.
RESEARCH PROGRAM	320200000000000												
OO : Higher education research improved to promote economic productivity and innovation													
Outcome Indicator													
1. Number of research outputs in the last three years utilized by the industry or by other beneficiaries					3	3	7	0			7	4	
Output Indicators													

Department : State Universities and Colleges (SUCs)
Agency/Entity : Iloilo Science and Technology University
Operating Unit : < not applicable >
Organization Code (UACS) : 08 067 0000000

Particulars	UACS CODE	Physical Target (Budget Year)					Physical Accomplishment (Budget Year)					Variance as of June 30, 2023	Remarks
		1st Quarter	2nd Quarter	3rd Quarter	4th Quarter	Total	1st Quarter	2nd Quarter	3rd Quarter	4th Quarter	Total		
1	2	3	4	5	6	7	8	9	10	11	12	13	14
1. Number of research outputs completed within the year		3	7	8	12	30	3	6			9	-21	
2. Percentage of research outputs published in internationally-refereed or CHED recognized journal within the year					40%	40%	6.25%	22.50%			22.50%	-17.50%	9 out of 40 were published from 1st to 2nd quarter.
TECHNICAL ADVISORY EXTENSION PROGRAM	3301000000000000												
OO : Community engagement increased													
Outcome Indicator													
1. Number of active partnerships with LGUs, industries, NGOs, NGAs, SMEs, and other stakeholders as a result of extension activities		5	8	15	15	43	27	9			36	-7	Some of this partnership are on-going from the previous years.
Output Indicators													
1. Number of trainees weighted by the length of training		250	1,050	1,500	1,700	4,500	348	883			1,231	-3269	
2. Number of extension programs organized and supported consistent with the SUC's mandated and priority programs		8	10	22	25	65	15	19			34	-31	
3. Percentage of beneficiaries who rate the training course/s as satisfactory or higher in terms of quality and relevance					100%	100%	100%	100%			100%	0	All 79% beneficiaries from 1st to 2nd quarter rated the training course as satisfactory or higher.




Prepared By:


 LUCIA S. SIRA
 Budget Officer III
 Date: July 24, 2023

In coordination with:


 ALBERT Z. JAMAPON
 Director, Planning Development and Auxiliary Services
 Date: July 24, 2023

Approved By:


 RAUL F. MUYONG
 SUC President III
 Date: July 24, 2023