

SUMMARY OF APPROPRIATIONS, ALLOTMENTS, OBLIGATIONS, DISBURSEMENTS AND BALANCES BY OBJECT OF EXPENDITURES

As at the Quarter Ending March 31, 2023

Department : State Universities and Colleges (SUCs)
Agency : Iloilo Science and Technology University
Operating Unit : < not applicable >
Organization Code (UACS) : 08 067 0000000
Fund Cluster : 01 Regular Agency Fund

X Current Year Appropriations
Supplemental Appropriations
Continuing Appropriations

(e.g. UACS Fund Cluster: 01-Regular Agency Fund, 02-Foreign Assisted Projects Fund, 03-Special Account-Locally Funded/Domestic Grants Fund, and 04-Special Account-Foreign Assisted/Foreign Grants Fund)

Table with columns: Particulars, UACS CODE, Appropriations (Authorized, Adjusted, Allotments Received, Adjustments, Transfer To, Adjusted Allotments), Obligations (1st-4th Quarter Ending, TOTAL), Disbursements (1st-4th Quarter Ending, TOTAL), and Balances (Unreleased Appropriations, Unobligated Allotments, Unpaid Obligations). Rows include SUMMARY, AGENCY SPECIFIC BUDGET, Personnel Services, and various allowance categories.

Department : State Universities and Colleges (SUCs)
 Agency : Iloilo Science and Technology University
 Operating Unit : < not applicable >
 Organization Code (UACS) : 08 067 0000000
 Fund Cluster : 01 Regular Agency Fund

X	Current Year Appropriations
	Supplemental Appropriations
	Continuing Appropriations


(e.g. UACS Fund Cluster: 01-Regular Agency Fund, 02-Foreign Assisted Projects Fund, 03-Special Account-Locally Funded/Domestic Grants Fund, and 04-Special Account-Foreign Assisted/Foreign Grants Fund)

Particulars	UACS CODE	Appropriations		Allotments				Obligations					Disbursements				Balances			
		Authorized Appropriations	Adjusted Appropriations	Allotments Received	Adjustments (Reductions, Modifications/ Augmentations)	Transfer To	Adjusted Allotments	1st Quarter Ending March 31	2nd Quarter Ending June 30	3rd Quarter Ending Sept. 30	4th Quarter Ending Dec. 31	TOTAL	1st Quarter Ending March 31	2nd Quarter Ending June 30	3rd Quarter Ending Dec. 31	4th Quarter Ending Dec. 31	TOTAL	Unreleased Appropriations	Unobligated Allotments	Unpaid Obligations (15-20)=(23+24) Not Yet Due and Demandable
1	2	3	5=(3+4)	6	7	8	10=[(8+(-)7)-8+9]	11	12	13	14	15=(11+12+13+14)	16	17	18	19	20=(16+17+18+19)	21=(5-10)	22=(10-15)	24
Information and Communication Technology Equipment	5060405003	5,000,000.00	5,000,000.00	5,000,000.00	0.00	0.00	5,000,000.00	5,000,000.00	0.00	0.00	0.00	5,000,000.00	2,565,000.00	0.00	0.00	0.00	2,565,000.00	0.00	0.00	2,435,000.00
Technical and Scientific Equipment	5060405014	20,000,000.00	20,000,000.00	20,000,000.00	0.00	0.00	20,000,000.00	10,098,924.44	0.00	0.00	0.00	10,098,924.44	0.00	0.00	0.00	0.00	0.00	0.00	9,901,075.56	10,098,924.44
B. AUTOMATIC APPROPRIATIONS		38,543,000.00	38,543,000.00	38,543,000.00	0.00	0.00	38,543,000.00	8,754,740.01	0.00	0.00	0.00	8,754,740.01	5,561,679.56	0.00	0.00	0.00	5,561,679.56	0.00	29,788,259.99	3,193,060.45
Retirement and Life Insurance Premiums		38,543,000.00	38,543,000.00	38,543,000.00	0.00	0.00	38,543,000.00	8,754,740.01	0.00	0.00	0.00	8,754,740.01	5,561,679.56	0.00	0.00	0.00	5,561,679.56	0.00	29,788,259.99	3,193,060.45
GRAND TOTAL		875,255,000.00	875,255,000.00	628,151,000.00	0.00	0.00	628,151,000.00	169,384,039.71	0.00	0.00	0.00	169,384,039.71	123,935,959.76	0.00	0.00	0.00	123,935,959.76	249,104,000.00	456,768,960.29	45,448,080.95


Certified Correct:


 LUCIA S. SIRA
 Budget Officer III
 Date: 2023-04-18 16:34:50


Certified Correct:


 JESSICA M. GENZOLA
 Accountant IV
 Date: April 18, 2023

Recommending Approval:


 VICKY O. JERUTA
 Director Financial Management Services
 Date: 2023-04-18 16:37:51

Approved By:


 RAUL F. MUYONG
 SUC President III
 Date: 2023-04-18 16:41:25

SUMMARY OF APPROPRIATIONS, ALLOTMENTS, OBLIGATIONS, DISBURSEMENTS AND BALANCES BY OBJECT OF EXPENDITURES
As at the Quarter Ending March 31, 2023

Department: State Universities and Colleges (SUCs)
Agency/Entity: Iloilo Science and Technology University
Operating Unit: < not applicable >
Organization Code (UACS) : 08 067 000000
Fund Cluster: 01 Regular Agency Fund

	Current Year Appropriations
	Supplemental Appropriations
X	Continuing Appropriations

(e.g. UACS Fund Cluster: 01-Regular Agency Fund, 02-Foreign Assisted Projects Fund, 03-Special Account-Locally Funded/Domestic Grants Fund, and 04-Special Account-Foreign Assisted/Foreign Grants Fund)

Particulars	UACS CODE	Appropriations			Allotments			Obligations					Disbursements			Balances		
		Authorized Appropriations	Adjustments (Transfer To/From, Modifications/Augmentations)	Adjusted Appropriations	Allotments Received	Adjustments (Reductions, Modifications/Augmentations)	Transfer To	Adjusted Allotments	1st Quarter Ending March 31	3rd Quarter Ending Sept. 30	4th Quarter Ending Dec. 31	TOTAL	1st Quarter Ending March 31	4th Quarter Ending Dec. 31	TOTAL	Unreleased Appropriations	Unobligated Allotments	Unpaid Obligations (15-20)=(23+24) Not Yet Due and Demandable
SUMMARY		29,688,360.51	0.00	29,688,360.51	24,079,185.51	0.00	0.00	24,079,185.51	980,933.89	0.00	0.00	980,933.89	980,933.89	0.00	980,933.89	5,609,175.00	23,088,251.62	0.00
I. CONTINUING APPROPRIATIONS		29,688,360.51	0.00	29,688,360.51	24,079,185.51	0.00	0.00	24,079,185.51	980,933.89	0.00	0.00	980,933.89	980,933.89	0.00	980,933.89	5,609,175.00	23,088,251.62	0.00
I. Agency Specific Budget		29,688,360.51	0.00	29,688,360.51	24,079,185.51	0.00	0.00	24,079,185.51	980,933.89	0.00	0.00	980,933.89	980,933.89	0.00	980,933.89	5,609,175.00	23,088,251.62	0.00
Maintenance and Other Operating Expenses		13,370,817.39	0.00	13,370,817.39	8,788,642.39	0.00	0.00	8,788,642.39	980,933.89	0.00	0.00	980,933.89	980,933.89	0.00	980,933.89	4,684,175.00	7,805,708.50	0.00
Supplies and Materials Expenses	5020300000	472,742.62	0.00	472,742.62	472,742.62	0.00	0.00	472,742.62	472,742.62	0.00	0.00	472,742.62	472,742.62	0.00	472,742.62	0.00	0.00	0.00
Office Supplies Expenses	5020301000	472,742.62	0.00	472,742.62	472,742.62	0.00	0.00	472,742.62	472,742.62	0.00	0.00	472,742.62	472,742.62	0.00	472,742.62	0.00	0.00	0.00
Office Supplies Expenses	5020301002	472,742.62	0.00	472,742.62	472,742.62	0.00	0.00	472,742.62	472,742.62	0.00	0.00	472,742.62	472,742.62	0.00	472,742.62	0.00	0.00	0.00
Utility Expenses	5020400000	508,191.27	0.00	508,191.27	508,191.27	0.00	0.00	508,191.27	508,191.27	0.00	0.00	508,191.27	508,191.27	0.00	508,191.27	0.00	0.00	0.00
Electricity Expenses	5020402000	508,191.27	0.00	508,191.27	508,191.27	0.00	0.00	508,191.27	508,191.27	0.00	0.00	508,191.27	508,191.27	0.00	508,191.27	0.00	0.00	0.00
Survey, Research, Exploration and Development	5020700000	2,000,000.00	0.00	2,000,000.00	0.00	0.00	0.00	0.00	0.00	0.00	0.00	0.00	0.00	0.00	0.00	2,000,000.00	0.00	0.00
Research, Exploration and Development	5020702000	2,000,000.00	0.00	2,000,000.00	0.00	0.00	0.00	0.00	0.00	0.00	0.00	0.00	0.00	0.00	0.00	2,000,000.00	0.00	0.00
Research, Exploration and Development	5020702002	2,000,000.00	0.00	2,000,000.00	0.00	0.00	0.00	0.00	0.00	0.00	0.00	0.00	0.00	0.00	0.00	2,000,000.00	0.00	0.00
Taxes, Insurance Premiums and Other Fees	5021500000	289,883.50	0.00	289,883.50	289,883.50	0.00	0.00	289,883.50	0.00	0.00	0.00	0.00	0.00	0.00	0.00	0.00	289,883.50	0.00
Fidelity Bond Premiums	5021502000	289,883.50	0.00	289,883.50	289,883.50	0.00	0.00	289,883.50	0.00	0.00	0.00	0.00	0.00	0.00	0.00	0.00	289,883.50	0.00
Other Maintenance and Operating Expenses	5029900000	10,100,000.00	0.00	10,100,000.00	7,515,825.00	0.00	0.00	7,515,825.00	0.00	0.00	0.00	0.00	0.00	0.00	0.00	2,584,175.00	7,515,825.00	0.00
Other Maintenance and Operating Expenses	5029999000	10,100,000.00	0.00	10,100,000.00	7,515,825.00	0.00	0.00	7,515,825.00	0.00	0.00	0.00	0.00	0.00	0.00	0.00	2,584,175.00	7,515,825.00	0.00
Other Maintenance and Operating Expenses	5029999099	10,100,000.00	0.00	10,100,000.00	7,515,825.00	0.00	0.00	7,515,825.00	0.00	0.00	0.00	0.00	0.00	0.00	0.00	2,584,175.00	7,515,825.00	0.00
Capital Outlays		16,317,543.12	0.00	16,317,543.12	15,292,543.12	0.00	0.00	15,292,543.12	0.00	0.00	0.00	0.00	0.00	0.00	0.00	1,025,000.00	15,292,543.12	0.00
Property, Plant and Equipment Outlay	5090400000	16,317,543.12	0.00	16,317,543.12	15,292,543.12	0.00	0.00	15,292,543.12	0.00	0.00	0.00	0.00	0.00	0.00	0.00	1,025,000.00	15,292,543.12	0.00
Buildings and Other Structures	5090404000	7,572,543.12	0.00	7,572,543.12	7,572,543.12	0.00	0.00	7,572,543.12	0.00	0.00	0.00	0.00	0.00	0.00	0.00	0.00	7,572,543.12	0.00
Buildings	5090404001	239,231.91	0.00	239,231.91	239,231.91	0.00	0.00	239,231.91	0.00	0.00	0.00	0.00	0.00	0.00	0.00	0.00	239,231.91	0.00
School Buildings	5090404002	178,311.21	0.00	178,311.21	178,311.21	0.00	0.00	178,311.21	0.00	0.00	0.00	0.00	0.00	0.00	0.00	0.00	178,311.21	0.00
Other Structures	5090404099	7,155,000.00	0.00	7,155,000.00	7,155,000.00	0.00	0.00	7,155,000.00	0.00	0.00	0.00	0.00	0.00	0.00	0.00	0.00	7,155,000.00	0.00
Machinery and Equipment Outlay	5090405000	7,155,000.00	0.00	7,155,000.00	6,130,000.00	0.00	0.00	6,130,000.00	0.00	0.00	0.00	0.00	0.00	0.00	0.00	1,025,000.00	6,130,000.00	0.00
Other Machinery and Equipment	5090405099	7,155,000.00	0.00	7,155,000.00	6,130,000.00	0.00	0.00	6,130,000.00	0.00	0.00	0.00	0.00	0.00	0.00	0.00	1,025,000.00	6,130,000.00	0.00
Furniture, Fixtures and Books Outlay	5090407000	1,590,000.00	0.00	1,590,000.00	1,590,000.00	0.00	0.00	1,590,000.00	0.00	0.00	0.00	0.00	0.00	0.00	0.00	0.00	1,590,000.00	0.00
Furniture and Fixtures	5090407001	1,590,000.00	0.00	1,590,000.00	1,590,000.00	0.00	0.00	1,590,000.00	0.00	0.00	0.00	0.00	0.00	0.00	0.00	0.00	1,590,000.00	0.00

This report was generated using the Unified Reporting System on null version.FAR1A.1.1 ; Status : SUBMITTED

Department: State Universities and Colleges (SUCs)
 Agency/Entity: Iloilo Science and Technology University
 Operating Unit: < not applicable >
 Organization Code (UACS) : 08 067 0000000
 Fund Cluster: 01 Regular Agency Fund

	Current Year Appropriations
	Supplemental Appropriations
X	Continuing Appropriations

(e.g. UACS Fund Cluster: 01-Regular Agency Fund, 02-Foreign Assisted Projects Fund, 03-Special Account-Locally Funded/Domestic Grants Fund, and 04-Special Account-Foreign Assisted/Foreign Grants Fund)

Particulars	UACS CODE	Appropriations			Allotments			Adjusted Allotments	Obligations				Disbursements			Balances		
		Authorized Appropriations	Adjustments (Transfer To/From, Modifications/ Augmentations)	Adjusted Appropriations	Allotments Received	Adjustments (Reductions, Modifications/ Augmentations)	Transfer To		1st Quarter Ending March 31	3rd Quarter Ending Sept. 30	4th Quarter Ending Dec. 31	TOTAL	1st Quarter Ending March 31	4th Quarter Ending Dec. 31	TOTAL	Unreleased Appropriations	Unobligated Allotments	Unpaid Obligations (15-20)=(23+24) Not Yet Due and Demandable
1	2	3	4	5=(3+4)	6	7	8	10=[(6+(-)7)+8+9]	11	13	14	15=(11+12+13+14)	16	19	20=(16+17+18+19)	21=(5-10)	22=(10-15)	24
GRAND TOTAL		29,688,360.51	0.00	29,688,360.51	24,079,185.51	0.00	0.00	24,079,185.51	980,933.89	0.00	0.00	980,933.89	980,933.89	0.00	980,933.89	5,609,175.00	23,098,251.62	0.00

Certified Correct:

LUCIA S. SIRA

BUDGET Officer III

Date: April 18, 2023

Certified Correct:

JESSICA M. GENZOLA

Accountant IV

Date: April 18, 2023

Recommending Approval:

VICKY D. JERUTA

Director Financial Management Services

Date: April 18, 2023

Approved By:

RAUL F. MUYONG

SUC President III

Date: April 18, 2023