

SUMMARY OF APPROVED BUDGET, UTILIZATIONS, DISBURSEMENTS AND BALANCES BY OBJECT OF EXPENDITURES

(For Off-Budgetary Funds)

As at the Quarter Ending September 30, 2022

Department : State Universities and Colleges (SUCs)  
 Agency/Entity : Iloilo Science and Technology University  
 Operating Unit : < not applicable >  
 Organization Code (UACS) : 08 067 0000000  
 Fund Cluster : 05 Internally Generated Funds  
 (e.g. UACS Fund Cluster: 05-Internally Generated Funds and 06-Business Related Funds)

Particulars	UACS CODE	Approved Budget		Utilizations					Disbursements				Balances				
		Approved Budgeted Revenue	Adjustments (Reductions, Modifications)/	Adjusted Budgeted Revenue	1st Quarter Ending March 31	2nd Quarter Ending June 30	3rd Quarter Ending Sept. 30	4th Quarter Ending Dec. 31	Total	1st Quarter Ending March 31	2nd Quarter Ending June 30	3rd Quarter Ending Sept. 30	4th Quarter Ending Dec. 31	TOTAL	Utilized Budget	Unpaid Obligations	
1	2	3	4	5=(3+(-)4)	6	7	8	9	10=(6+7+8+9)	11	12	13	14	15=(11+12+13+14)	16=(5-10)	17	18
<b>SUMMARY</b>																	
<b>A. AGENCY SPECIFIC BUDGET</b>																	
<b>Personnel Services</b>		13,023,862.29	27,081,848.76	40,105,711.05	11,385,523.26	9,386,558.87	8,543,988.28	0.00	29,315,670.41	11,192,605.10	9,524,653.57	8,113,664.23	0.00	28,830,923.90	10,790,040.64	0.00	484,746.51
<b>Other Compensation</b>	501020000	13,023,862.29	27,081,848.76	40,105,711.05	11,385,523.26	9,386,558.87	8,543,988.28	0.00	29,315,670.41	11,192,605.10	9,524,653.57	8,113,664.23	0.00	28,830,923.90	10,790,040.64	0.00	484,746.51
<b>Honoraria</b>	501021000	12,283,832.36	24,576,598.76	36,860,431.12	10,826,146.55	8,920,826.67	7,967,335.47	0.00	27,714,308.69	10,660,463.07	9,031,682.69	7,537,411.42	0.00	27,229,562.18	9,146,122.43	0.00	484,746.51
<b>Honoraria - Civilian</b>	501021001	12,283,832.36	24,576,598.76	36,860,431.12	10,826,146.55	8,920,826.67	7,967,335.47	0.00	27,714,308.69	10,660,463.07	9,031,682.69	7,537,411.42	0.00	27,229,562.18	9,146,122.43	0.00	484,746.51
<b>Overtime and Night Pay</b>	501021300	740,029.93	2,505,250.00	3,245,279.93	559,376.71	465,732.20	576,252.81	0.00	1,601,361.72	532,138.03	492,970.88	576,252.81	0.00	1,601,361.72	1,643,918.21	0.00	0.00
<b>Overtime Pay</b>	501021301	740,029.93	2,505,250.00	3,245,279.93	559,376.71	465,732.20	576,252.81	0.00	1,601,361.72	532,138.03	492,970.88	576,252.81	0.00	1,601,361.72	1,643,918.21	0.00	0.00
<b>Maintenance and Other Operating Expenses</b>		53,972,356.43	140,646,051.11	194,618,407.54	19,150,273.07	34,300,680.56	37,191,556.14	0.00	90,648,509.77	15,118,291.33	25,699,152.81	32,450,179.72	0.00	73,267,626.86	103,669,897.77	0.00	17,380,882.91
<b>Traveling Expenses</b>	502010000	9,013,959.65	3,308,900.00	12,322,859.65	336,614.78	1,115,601.91	932,527.14	0.00	2,384,743.83	336,614.78	699,928.73	1,319,482.66	0.00	2,356,026.17	9,938,115.82	0.00	28,717.66
<b>Traveling Expenses - Local</b>	502010100	7,895,360.66	2,208,900.00	10,104,260.66	37,221.90	751,386.22	690,670.26	0.00	1,479,278.38	37,221.90	335,713.04	1,077,625.78	0.00	1,450,560.72	8,624,982.28	0.00	28,717.66
<b>Traveling Expenses - Foreign</b>	502010200	1,118,598.99	1,100,000.00	2,218,598.99	299,392.88	364,215.69	241,856.88	0.00	905,465.45	299,392.88	364,215.69	241,856.88	0.00	905,465.45	1,313,133.54	0.00	0.00
<b>Training and Scholarship Expenses</b>	502020000	2,308,181.24	4,504,230.98	6,812,412.22	607,998.70	1,307,649.50	1,167,723.44	0.00	3,083,371.64	607,998.70	1,302,649.50	961,238.94	0.00	2,871,887.14	3,729,040.58	0.00	211,484.50
<b>Training Expenses</b>	502020100	1,346,986.64	3,144,230.98	4,491,217.62	326,347.45	1,034,964.50	814,444.25	0.00	2,175,756.20	326,347.45	1,029,964.50	628,108.75	0.00	1,984,430.70	2,515,461.42	0.00	191,335.50
<b>Scholarship Grants/Expenses</b>	502020200	961,194.60	1,360,000.00	2,321,194.60	281,651.25	272,685.00	353,279.19	0.00	907,615.44	281,651.25	272,685.00	333,130.19	0.00	887,466.44	1,413,579.16	0.00	20,149.00
<b>Supplies and Materials Expenses</b>	502030000	19,231,912.29	38,242,735.28	57,474,647.57	3,748,424.53	4,474,715.54	11,373,197.61	0.00	19,596,337.68	1,271,884.22	1,445,503.92	7,577,312.90	0.00	10,294,701.04	37,878,309.89	0.00	9,301,636.64
<b>Office Supplies Expenses</b>	502030100	2,306,936.28	8,827,146.00	11,134,082.28	1,015,380.91	149,964.00	2,418,582.50	0.00	3,583,927.41	656,990.91	7,960.00	1,175,670.64	0.00	1,840,621.55	7,550,154.87	0.00	1,743,305.86
<b>Accountable Forms Expenses</b>	502030200	0.00	0.00	0.00	0.00	0.00	0.00	0.00	0.00	0.00	0.00	0.00	0.00	0.00	0.00	0.00	0.00
<b>Medical, Dental and Laboratory Supplies Expenses</b>	502030800	2,715,975.15	3,525,895.00	6,241,870.15	68,616.00	50,150.00	760,456.60	0.00	879,222.60	0.00	50,300.00	128,121.00	0.00	178,421.00	5,362,647.55	0.00	700,801.60
<b>Fuel, Oil and Lubricants Expenses</b>	502030900	332,412.98	50,000.00	382,412.98	7,902.00	14,950.00	47,196.00	0.00	70,048.00	7,902.00	0.00	2,000.00	0.00	9,902.00	312,364.98	0.00	60,146.00
<b>Textbooks and Instructional Materials Expenses</b>	502031100	1,760,458.37	11,853,177.20	13,613,635.57	353,123.50	892,387.65	1,112,822.86	0.00	2,358,334.01	0.00	275,908.00	1,335,266.86	0.00	1,611,174.86	11,255,301.56	0.00	747,159.15
<b>Semi-Expendable Machinery and Equipment Expenses</b>	502032100	0.00	0.00	0.00	0.00	0.00	0.00	0.00	0.00	0.00	0.00	0.00	0.00	0.00	0.00	0.00	0.00
<b>Other Supplies and Materials Expenses</b>	502039900	12,116,129.51	13,986,517.08	26,102,646.59	2,303,402.12	3,367,263.89	7,034,139.63	0.00	12,704,805.66	606,991.31	1,111,335.92	4,936,254.40	0.00	6,654,581.63	13,397,840.93	0.00	6,050,224.03
<b>Utility Expenses</b>	502040000	720,346.41	3,201,000.00	3,921,346.41	963,521.59	1,207,738.09	454,281.70	0.00	2,625,541.38	963,521.59	1,207,738.09	454,281.70	0.00	2,625,541.38	1,295,805.03	0.00	0.00
<b>Water Expenses</b>	502040100	602,152.84	101,000.00	703,152.84	89,365.63	524.00	5,335.85	0.00	95,225.48	89,365.63	524.00	5,335.85	0.00	95,225.48	607,927.36	0.00	0.00
<b>Electricity Expenses</b>	502040200	118,193.57	3,100,000.00	3,218,193.57	874,155.96	1,207,214.09	448,945.85	0.00	2,530,315.90	874,155.96	1,207,214.09	448,945.85	0.00	2,530,315.90	687,877.67	0.00	0.00
<b>Telephone Expenses</b>	502050200	141,441.66	849,900.00	991,341.66	66,972.54	437,821.07	239,911.63	0.00	764,705.24	66,972.54	432,391.07	262,641.63	0.00	762,005.24	226,636.42	0.00	2,700.00
<b>Internet Subscription Expenses</b>	502050300	193,223.23	2,446,890.00	2,640,113.23	612,846.36	277,660.00	310,089.50	0.00	1,200,595.86	580,869.36	309,637.00	310,089.50	0.00	1,200,595.86	1,439,517.37	0.00	0.00
<b>Professional Services</b>	502110000	5,274,846.72	27,661,807.11	32,936,653.83	3,745,907.17	6,826,965.09	5,051,639.40	0.00	15,624,511.66	3,635,307.17	6,520,365.09	5,376,939.40	0.00	15,532,611.66	17,512,142.17	0.00	91,900.00
<b>Legal Services</b>	502110100	79,800.00	50,000.00	129,800.00	31,000.00	0.00	0.00	0.00	31,000.00	20,000.00	11,000.00	0.00	0.00	31,000.00	98,800.00	0.00	0.00
<b>Other Professional Services</b>	502119900	5,195,046.72	27,611,807.11	32,806,853.83	3,714,907.17	6,826,965.09	5,051,639.40	0.00	15,593,511.66	3,615,307.17	6,509,365.09	5,376,939.40	0.00	15,501,611.66	17,213,342.17	0.00	91,900.00
<b>General Services</b>	502120000	1,191,245.24	3,387,338.72	4,578,583.96	827,159.35	297,306.49	227,842.76	0.00	1,352,908.60	246,125.90	407,367.91	427,004.16	0.00	1,080,497.97	3,225,675.36	0.00	272,410.63



SUMMARY OF APPROVED BUDGET, UTILIZATIONS, DISBURSEMENTS AND BALANCES BY OBJECT OF EXPENDITURES

(For Off-Budgetary Funds)

As at the Quarter Ending September 30, 2022

Department : State Universities and Colleges (SUCs)
Agency/Entity : Iloilo Science and Technology University
Operating Unit : < not applicable >
Organization Code (OACS) : 08 067 0000000
Fund Cluster : 05 Internally Generated Funds
(e.g. UACS Fund Cluster: 05-Internally Generated Funds and 06-Business Related Funds)

Table with columns: Particulars, UACS CODE, Approved Budget, Utilizations (1st-4th Quarter, Total), Disbursements (1st-4th Quarter, TOTAL), Balance (Unutilized Budget, Deposited Obligations). Rows include Janitorial Services, Security Services, Repairs and Maintenance, Labor and Wages, Financial Expenses, and Capital Outlays.



SUMMARY OF APPROVED BUDGET, UTILIZATIONS, DISBURSEMENTS AND BALANCES BY OBJECT OF EXPENDITURES


(For Off-Budgetary Funds)


As at the Quarter Ending September 30, 2022

Department : State Universities and Colleges (SUCs)  
 Agency/Entity : Iloilo Science and Technology University  
 Operating Unit : < not applicable >  
 Organization Code (UACS) : 08 067 0000000  
 Fund Cluster : 05 Internally Generated Funds  
 (e.g. UACS Fund Cluster: 05-Internally Generated Funds and 06-Business Related Funds)


Particulars	UACS CODE	Approved Budget			Utilizations					Disbursements					Balances		
		Approved Budgeted Revenue	Adjustments (Reductions, Modifications)	Adjusted Budgeted Revenue	1st Quarter Ending March 31	2nd Quarter Ending June 30	3rd Quarter Ending Sept. 30	4th Quarter Ending Dec. 31	Total	1st Quarter Ending March 31	2nd Quarter Ending June 30	3rd Quarter Ending Sept. 30	4th Quarter Ending Dec. 31	TOTAL	Unused Budget	Unpaid Obligations	
																Due and Payable	Net Pay. Due and Payable
1	2	3	4	5= (3+(-)4)	6	7	8	9	10= (6+7+8+9)	11	12	13	14	15= (11+12+13+14)	16= (5-10)	17	18
Transportation Equipment Outlay	5060406000	0.00	600,000.00	600,000.00	0.00	0.00	0.00	0.00	0.00	0.00	0.00	0.00	0.00	0.00	600,000.00	0.00	0.00
Motor Vehicles	5060406001	0.00	600,000.00	600,000.00	0.00	0.00	0.00	0.00	0.00	0.00	0.00	0.00	0.00	0.00	600,000.00	0.00	0.00
Furniture, Fixtures and Books Outlay	5060407000	305,542.24	4,556,900.00	4,862,442.24	749,887.50	515,119.75	0.00	0.00	1,265,007.25	379,907.50	421,232.32	322,121.93	0.00	1,123,261.75	3,597,434.99	0.00	141,745.50
Furniture and Fixtures	5060407001	305,542.24	4,556,900.00	4,862,442.24	749,887.50	515,119.75	0.00	0.00	1,265,007.25	379,907.50	421,232.32	322,121.93	0.00	1,123,261.75	3,597,434.99	0.00	141,745.50
<b>GRAND TOTAL</b>		101,963,334.31	245,191,651.67	347,154,985.98	39,478,708.67	69,482,668.72	60,285,556.07	0.00	169,246,933.46	28,837,162.93	44,595,517.90	43,816,464.86	0.00	117,269,145.69	177,908,032.52	0.00	51,977,787.77

This report was generated using the Unified Reporting System on 26/10/2022 11:22 version: PARQA.1.1 : Status : SUBMITTED

Certified Correct:  
  
 LUCIA S. SIRA  
 Budget Officer III  
 Date: 26-Oct-22

Certified Correct:  
  
 JESSICA M. GENZOLA  
 Accountant IV  
 Date: 26-Oct-22

Recommending Approval:  
  
 VICKY D. JERUTA  
 Director, Financial Management Services  
 Date: 26-Oct-22

Approved By:  
  
 RAUL F. MUYONG  
 SUCS President II  
 Date: 26-Oct-22