


SUMMARY OF APPROPRIATIONS, ALLOTMENTS, OBLIGATIONS, DISBURSEMENTS AND BALANCES BY OBJECT OF EXPENDITURES
As at the Quarter Ending September 30, 2021


Department: State Universities and Colleges (SUCs)
 Agency/Entity: Iloilo Science and Technology University
 Operating Unit: < not applicable >
 Organization Code (UACS): 08 067 0000000
 Fund Cluster: 01 Regular Agency Fund


	Current Year
	Appropriations
	Contractual
X	Appropriations


(e.g. UACS Fund Cluster: 01-Regular Agency Fund, 02-Foreign Assisted Projects Fund, 03-Special Account-Locally Funded/Domestic Grants Fund, and 04-Special Account-Foreign Assisted/Foreign Grants Fund)

Particulars	UACS CODE	Appropriations		Allotments		Obligations			Disbursements				Balances			
		Authorized Appropriations	Adjusted Appropriations	Allotments Received	Adjusted Allotments	1st Quarter Ending March 31	2nd Quarter Ending June 30	3rd Quarter Ending Sept. 30	4th Quarter Ending	TOTAL	Unobligated Allotments	Unpaid Obligations (15-20) (23+24) Not Yet Due and Demandable				
1	2	3	5=(3+4)	6	10=[(6+(-)7)-8+9]	11	12	13	15=(11+12+13+14)	16	17	18	19	20=(16+17+18+19)	22=(10-15)	24
SUMMARY		6,416,166.23	6,416,166.23	6,416,166.23	6,416,166.23	3,713,262.98	2,702,903.25	0.00	6,416,166.23	386,204.00	3,670,433.10	97,781.72	0.00	4,154,418.82	0.00	2,261,747.41
I. CONTINUING APPROPRIATIONS		6,416,166.23	6,416,166.23	6,416,166.23	6,416,166.23	3,713,262.98	2,702,903.25	0.00	6,416,166.23	386,204.00	3,670,433.10	97,781.72	0.00	4,154,418.82	0.00	2,261,747.41
I. Agency Specific Budget		6,416,166.23	6,416,166.23	6,416,166.23	6,416,166.23	3,713,262.98	2,702,903.25	0.00	6,416,166.23	386,204.00	3,670,433.10	97,781.72	0.00	4,154,418.82	0.00	2,261,747.41
Maintenance and Other Operating Expenses		386,204.00	386,204.00	386,204.00	386,204.00	386,204.00	0.00	0.00	386,204.00	386,204.00	0.00	0.00	0.00	386,204.00	0.00	0.00
Supplies and Materials Expenses	5020300000	386,204.00	386,204.00	386,204.00	386,204.00	386,204.00	0.00	0.00	386,204.00	386,204.00	0.00	0.00	0.00	386,204.00	0.00	0.00
Office Supplies Expenses	5020301000	386,204.00	386,204.00	386,204.00	386,204.00	386,204.00	0.00	0.00	386,204.00	386,204.00	0.00	0.00	0.00	386,204.00	0.00	0.00
Office Supplies Expenses	5020301002	386,204.00	386,204.00	386,204.00	386,204.00	386,204.00	0.00	0.00	386,204.00	386,204.00	0.00	0.00	0.00	386,204.00	0.00	0.00
Capital Outlays		6,029,962.23	6,029,962.23	6,029,962.23	6,029,962.23	3,327,058.98	2,702,903.25	0.00	6,029,962.23	0.00	3,670,433.10	97,781.72	0.00	3,768,214.82	0.00	2,261,747.41
Property, Plant and Equipment Outlay	5060400000	6,029,962.23	6,029,962.23	6,029,962.23	6,029,962.23	3,327,058.98	2,702,903.25	0.00	6,029,962.23	0.00	3,670,433.10	97,781.72	0.00	3,768,214.82	0.00	2,261,747.41
Machinery and Equipment Outlay	5060405000	6,029,962.23	6,029,962.23	6,029,962.23	6,029,962.23	3,327,058.98	2,702,903.25	0.00	6,029,962.23	0.00	3,670,433.10	97,781.72	0.00	3,768,214.82	0.00	2,261,747.41
Technical and Scientific Equipment	5060405014	6,029,962.23	6,029,962.23	6,029,962.23	6,029,962.23	3,327,058.98	2,702,903.25	0.00	6,029,962.23	386,204.00	3,670,433.10	97,781.72	0.00	4,154,418.82	0.00	2,261,747.41
GRAND TOTAL		6,416,166.23	6,416,166.23	6,416,166.23	6,416,166.23	3,713,262.98	2,702,903.25	0.00	6,416,166.23	386,204.00	3,670,433.10	97,781.72	0.00	4,154,418.82	0.00	2,261,747.41

Certified Correct:

 LUCIA S. SIRA
 Budget Officer III
 Date: 10-24-21

Certified Correct:

 JESSICA M. GENZOLA
 Accountant III
 Date: 10-24-21

Recommending Approval:

 VICKY D. JERUTA
 Dir Financial Management Services
 Date: 10-24-21

Approved By:

 RAUL F. MUYONG
 SUC President III
 Date: 10-24-21

SUMMARY OF APPROPRIATIONS, ALLOTMENTS, OBLIGATIONS, DISBURSEMENTS AND BALANCES BY OBJECT OF EXPENDITURES

As at the Quarter Ending September 30, 2021

Department : State Universities and Colleges (SUCs)
 Agency : Iloilo Science and Technology University
 Operating Unit : < not applicable >
 Organization Code (UAACS) : 08 067 0000000
 Fund Cluster : 01 Regular Agency Fund

X	Current Year Appropriations
	Supplemental Appropriations
	Continuing Appropriations

(e.g. UAACS Fund Cluster: 01-Regular Agency Fund, 02-Foreign Assisted Projects Fund, 03-Special Account-Locally Funded/Domestic Grants Fund, and 04-Special Account-Foreign Assisted/Foreign Grants Fund)

Particulars	UAACS CODE	Appropriations			Allotments			Obligations				Disbursements				Balances			
		Authorized Appropriations	Adjustments (Transfer To/From, Modifications/Augmentations)	Adjusted Appropriations	Allotments Received	Adjusted Allotments	1st Quarter Ending March 31	2nd Quarter Ending June 30	3rd Quarter Ending Sept. 30	TOTAL	1st Quarter Ending March 31	2nd Quarter Ending June 30	3rd Quarter Ending Sept. 30	TOTAL	Unreleased Appropriations	Unobligated Allotments	Unpaid Obligations (15-20) (23-24) Not Yet Due and Demandable		
1	2	3	4	5=(3+4)	6	7	8	10=[(6+(-7)-8+9)]	11	12	13	15=(11+12+13+14)	16	17	18	20=(16+17+18+19)	21=(5-10)	22=(10-15)	24
SUMMARY		669,324,000.00	182,849.00	669,506,849.00	637,887,784.00	0.00	637,887,784.00	141,456,992.02	208,072,284.44	134,575,853.39	484,105,129.85	125,448,324.03	159,918,454.60	153,216,724.52	438,583,503.15	31,618,885.00	153,782,034.15	45,521,626.70	
A. AGENCY SPECIFIC BUDGET		632,780,000.00	0.00	632,780,000.00	601,161,115.00	0.00	601,161,115.00	130,013,109.78	198,827,963.20	127,038,522.02	455,879,594.98	119,332,620.51	152,478,148.18	145,679,303.15	417,490,161.84	31,618,885.00	145,281,520.02	38,389,433.14	
Personnel Services		426,714,000.00	0.00	426,714,000.00	396,095,115.00	0.00	396,095,115.00	89,610,982.37	115,296,353.07	98,191,033.29	303,098,368.73	88,475,043.35	116,432,292.09	96,169,150.48	303,078,485.92	30,618,885.00	92,996,746.27	21,882.81	
Salaries and Wages	5010100000	307,180,000.00	0.00	307,180,000.00	307,165,884.00	0.00	307,165,884.00	83,651,103.59	79,785,867.75	87,903,888.69	251,410,840.03	82,515,164.57	80,901,806.77	87,971,988.88	251,388,957.22	14,116.00	55,755,043.67	21,882.81	
Salaries and Wages - Regular	5010101000	304,527,000.00	0.00	304,527,000.00	304,512,884.00	0.00	304,512,884.00	83,383,781.99	79,456,045.12	87,667,498.60	250,507,325.71	82,247,842.97	80,591,984.14	87,645,615.79	250,485,442.90	14,116.00	54,005,558.29	21,882.81	
Basic Salary - Civilian	5010101001	304,527,000.00	0.00	304,527,000.00	304,512,884.00	0.00	304,512,884.00	83,383,781.99	79,456,045.12	87,667,498.60	250,507,325.71	82,247,842.97	80,591,984.14	87,645,615.79	250,485,442.90	14,116.00	54,005,558.29	21,882.81	
Salaries and Wages - Casual/Contractual	5010102000	2,653,000.00	0.00	2,653,000.00	2,653,000.00	0.00	2,653,000.00	267,321.60	309,822.83	326,370.09	903,514.32	267,321.60	309,822.83	326,370.09	903,514.32	0.00	1,749,485.68	0.00	
Other Compensation	5010200000	78,736,000.00	0.00	78,736,000.00	78,733,814.00	0.00	78,733,814.00	4,358,833.00	33,330,070.83	5,888,581.12	43,575,284.95	4,358,833.00	33,330,070.83	5,888,581.12	43,575,284.95	2,188.00	35,158,529.05	0.00	
Personal Economic Relief Allowance (PERA)	5010201000	14,496,000.00	0.00	14,496,000.00	14,496,000.00	0.00	14,496,000.00	3,838,672.53	3,796,713.89	3,887,312.67	11,522,699.09	3,838,672.53	3,796,713.89	3,887,312.67	11,522,699.09	0.00	2,973,300.91	0.00	
PERA - Civilian	5010201001	14,496,000.00	0.00	14,496,000.00	14,496,000.00	0.00	14,496,000.00	3,838,672.53	3,796,713.89	3,887,312.67	11,522,699.09	3,838,672.53	3,796,713.89	3,887,312.67	11,522,699.09	0.00	2,973,300.91	0.00	
Representation Allowance (RA)	5010202000	300,000.00	0.00	300,000.00	300,000.00	0.00	300,000.00	75,000.00	75,000.00	66,000.00	216,000.00	75,000.00	75,000.00	66,000.00	216,000.00	0.00	84,000.00	0.00	
Transportation Allowance (TA)	5010203000	300,000.00	0.00	300,000.00	300,000.00	0.00	300,000.00	75,000.00	75,000.00	66,000.00	216,000.00	75,000.00	75,000.00	66,000.00	216,000.00	0.00	84,000.00	0.00	
Transportation Allowance (TA)	5010203001	300,000.00	0.00	300,000.00	300,000.00	0.00	300,000.00	75,000.00	75,000.00	66,000.00	216,000.00	75,000.00	75,000.00	66,000.00	216,000.00	0.00	84,000.00	0.00	
Clothing/Uniform Allowance	5010204000	3,624,000.00	0.00	3,624,000.00	3,624,000.00	0.00	3,624,000.00	0.00	3,618,000.00	6,000.00	3,624,000.00	0.00	3,618,000.00	6,000.00	3,624,000.00	0.00	0.00	0.00	
Clothing/Uniform Allowance - Civilian	5010204001	3,624,000.00	0.00	3,624,000.00	3,624,000.00	0.00	3,624,000.00	0.00	3,618,000.00	6,000.00	3,624,000.00	0.00	3,618,000.00	6,000.00	3,624,000.00	0.00	0.00	0.00	
Subsistence Allowance (SA)	5010205000	198,000.00	0.00	198,000.00	198,000.00	0.00	198,000.00	24,748.69	41,372.32	30,018.68	96,139.69	24,748.69	41,372.32	30,018.68	96,139.69	0.00	101,860.31	0.00	
Subsistence Allowance - Magna Carta for Public Health Workers under R.A. 7305	5010205003	198,000.00	0.00	198,000.00	198,000.00	0.00	198,000.00	24,748.69	41,372.32	30,018.68	96,139.69	24,748.69	41,372.32	30,018.68	96,139.69	0.00	101,860.31	0.00	
Laundry Allowance (LA)	5010206000	20,000.00	0.00	20,000.00	20,000.00	0.00	20,000.00	2,347.94	2,851.71	1,800.00	6,999.65	2,347.94	2,851.71	1,800.00	6,999.65	0.00	13,000.35	0.00	
Laundry Allowance - Magna Carta Benefits for Public Health Workers under R.A. 7305	5010206004	20,000.00	0.00	20,000.00	20,000.00	0.00	20,000.00	2,347.94	2,851.71	1,800.00	6,999.65	2,347.94	2,851.71	1,800.00	6,999.65	0.00	13,000.35	0.00	
Honoraria	5010210000	1,865,000.00	0.00	1,865,000.00	1,865,000.00	0.00	1,865,000.00	195,000.00	49,309.64	1,620,690.36	1,865,000.00	195,000.00	49,309.64	1,620,690.36	1,865,000.00	0.00	0.00	0.00	
Honoraria - Civilian	5010210001	1,865,000.00	0.00	1,865,000.00	1,865,000.00	0.00	1,865,000.00	195,000.00	49,309.64	1,620,690.36	1,865,000.00	195,000.00	49,309.64	1,620,690.36	1,865,000.00	0.00	0.00	0.00	
Hazard Pay (HP)	5010211000	1,084,000.00	0.00	1,084,000.00	1,084,000.00	0.00	1,084,000.00	130,746.14	183,559.32	195,459.41	509,764.87	130,746.14	183,559.32	195,459.41	509,764.87	0.00	574,235.13	0.00	
HP - Magna Carta Benefits for Public Health Workers under R.A. 7305	5010211005	1,084,000.00	0.00	1,084,000.00	1,084,000.00	0.00	1,084,000.00	130,746.14	183,559.32	195,459.41	509,764.87	130,746.14	183,559.32	195,459.41	509,764.87	0.00	574,235.13	0.00	
Longevity Pay (LP)	5010212000	53,000.00	0.00	53,000.00	53,000.00	0.00	53,000.00	15,117.70	19,438.95	15,300.00	49,856.65	15,117.70	19,438.95	15,300.00	49,856.65	0.00	3,143.35	0.00	
Longevity Pay - Magna Carta Benefits for Public Health Workers under R.A. 7305	5010212004	53,000.00	0.00	53,000.00	53,000.00	0.00	53,000.00	15,117.70	19,438.95	15,300.00	49,856.65	15,117.70	19,438.95	15,300.00	49,856.65	0.00	3,143.35	0.00	
Year End Bonus	5010214000	25,378,000.00	0.00	25,378,000.00	25,378,907.00	0.00	25,378,907.00	0.00	0.00	0.00	0.00	0.00	0.00	0.00	0.00	1,093.00	25,378,907.00	0.00	
Bonus - Civilian	5010214001	25,378,000.00	0.00	25,378,000.00	25,378,907.00	0.00	25,378,907.00	0.00	0.00	0.00	0.00	0.00	0.00	0.00	0.00	1,093.00	25,378,907.00	0.00	
Cash Gift	5010215000	3,020,000.00	0.00	3,020,000.00	3,020,000.00	0.00	3,020,000.00	0.00	0.00	0.00	0.00	0.00	0.00	0.00	0.00	0.00	3,020,000.00	0.00	
Cash Gift - Civilian	5010215001	3,020,000.00	0.00	3,020,000.00	3,020,000.00	0.00	3,020,000.00	0.00	0.00	0.00	0.00	0.00	0.00	0.00	0.00	0.00	3,020,000.00	0.00	
Mid-Year Bonus - Civilian	5010218000	25,378,000.00	0.00	25,378,000.00	25,378,907.00	0.00	25,378,907.00	0.00	25,468,825.00	0.00	25,468,825.00	0.00	25,468,825.00	0.00	25,468,825.00	1,093.00	(91,918.00)	0.00	
Mid-Year Bonus - Civilian	5010218001	25,378,000.00	0.00	25,378,000.00	25,378,907.00	0.00	25,378,907.00	0.00	25,468,825.00	0.00	25,468,825.00	0.00	25,468,825.00	0.00	25,468,825.00	1,093.00	(91,918.00)	0.00	
Other Bonuses and Allowances	5010299000	3,020,000.00	0.00	3,020,000.00	3,020,000.00	0.00	3,020,000.00	0.00	0.00	0.00	0.00	0.00	0.00	0.00	0.00	0.00	3,020,000.00	0.00	
Productivity Enhancement Incentive - Civilian	5010299012	3,020,000.00	0.00	3,020,000.00	3,020,000.00	0.00	3,020,000.00	0.00	0.00	0.00	0.00	0.00	0.00	0.00	0.00	0.00	3,020,000.00	0.00	
Personnel Benefit Contributions	5010300000	4,623,000.00	0.00	4,623,000.00	4,609,443.00	0.00	4,609,443.00	1,389,409.31	1,451,460.38	1,213,867.91	4,054,537.80	1,389,409.31	1,451,460.38	1,213,867.91	4,054,537.80	13,557.00	554,905.40	0.00	
Pag-IBIG Contributions	5010302000	725,000.00	0.00	725,000.00	712,600.00	0.00	712,600.00	166,900.00	155,600.00	194,000.00	516,500.00	166,900.00	155,600.00	194,000.00	516,500.00	12,400.00	196,100.00	0.00	
Pag-IBIG - Civilian	5010302001	725,000.00	0.00	725,000.00	712,600.00	0.00	712,600.00	166,900.00	155,600.00	194,000.00	516,500.00	166,900.00	155,600.00	194,000.00	516,500.00	12,400.00	196,100.00	0.00	
PhilHealth Contributions	5010303000	3,173,000.00	0.00	3,173,000.00	3,171,843.00	0.00	3,171,843.00	1,036,909.31	1,105,060.38	857,767.91	2,999,737.60	1,036,909.31	1,105,060.38	857,767.91	2,999,737.60	1,157.00	172,105.40	0.00	
PhilHealth - Civilian	5010303001	3,173,000.00	0.00	3,173,000.00	3,171,843.00	0.00	3,171,843.00	1,036,909.31	1,105,060.38	857,767.91	2,999,737.60	1,036,909.31	1,105,060.38	857,767.91	2,999,737.60	1,157.00	172,105.40	0.00	
Employees Compensation Insurance Premiums (ECIP)	5010304000	725,000.00	0.00	725,000.00	725,000.00	0.00	725,000.00	185,600.00	190,800.00	161,900.00	538,300.00	185,600.00	190,800.00	161,900.00	538,300.00	0.00	186,700.00	0.00	
ECIP - Civilian	5010304																		