




QUARTERLY REPORT OF REVENUE AND OTHER RECEIPTS  
As at the Quarter Ending June 30, 2021


Department : State Universities and Colleges (SUCs)  
 Agency : Iloilo Science and Technology University  
 Operating Unit : < not applicable >  
 Organization Code (UACS) : 08 067 0000000  
 Fund Cluster : 05 - Internally Generated Funds

Classification/Sources of Revenue and Other Receipts	UACS CODE	REVENUE TARGET (Annual) per BESF	Actual Revenue and Other Receipts Collections					Cumulative Remittance/Deposits to Date			Variance		Remarks
			1st Quarter Ending March 31	2nd Quarter Ending June 30	3rd Quarter Ending Sept. 30	4th Quarter Ending Dec. 31	Total	Remittance to BTr	Deposited with AGDB	TOTAL	Amount	%	
1	2	3	4	5	6	7	8=[(6+(-)7)-8+9]	9	10	11=(9+10)	12=(8-3)	13=(12/3)	14
Internally Generated Funds		0.00	17,082,835.44	3,220,552.95	0.00	0.00	20,283,388.39	0.00	0.00	0.00	20,283,388.39	0%	
Revenue Collections		0.00	17,082,835.44	3,220,552.95	0.00	0.00	20,283,388.39	0.00	0.00	0.00	20,283,388.39	0%	
Cash Revenue		0.00	17,082,835.44	3,220,552.95	0.00	0.00	20,283,388.39	0.00	0.00	0.00	20,283,388.39	0%	
Non-Tax		0.00	17,082,835.44	3,220,552.95	0.00	0.00	20,283,388.39	0.00	0.00	0.00	20,283,388.39	0%	
Registration Fees	4020102000	0.00	94,375.00	1,750.00	0.00	0.00	96,125.00	0.00	0.00	0.00	96,125.00	0%	
Clearance Fees	4020104001	0.00	710.00	2,920.00	0.00	0.00	3,630.00	0.00	0.00	0.00	3,630.00	0%	
Other Processing Fees	4020113099	0.00	40,675.00	80,900.00	0.00	0.00	121,575.00	0.00	0.00	0.00	121,575.00	0%	
Fines and Penalties - Service Income	4020114000	0.00	0.00	0.00	0.00	0.00	0.00	0.00	0.00	0.00	0.00	0%	
Tuition Fees	4020201001	0.00	3,191,318.56	736,315.45	0.00	0.00	3,927,634.01	0.00	0.00	0.00	3,927,634.01	0%	
Income Collected from Students	4020201002	0.00	2,124,400.00	232,038.35	0.00	0.00	2,356,438.35	0.00	0.00	0.00	2,356,438.35	0%	
Other School Fees	4020201099	0.00	751,271.00	192,753.00	0.00	0.00	944,024.00	0.00	0.00	0.00	944,024.00	0%	
Affiliation Fees	4020202000	0.00	5,250.00	0.00	0.00	0.00	5,250.00	0.00	0.00	0.00	5,250.00	0%	
Examination Fees	4020203000	0.00	137,300.00	0.00	0.00	0.00	137,300.00	0.00	0.00	0.00	137,300.00	0%	
Rent/Lease Income	4020205000	0.00	14,058.00	42,111.20	0.00	0.00	56,169.20	0.00	0.00	0.00	56,169.20	0%	
Landing and Parking Fees	4020212000	0.00	16,990.00	0.00	0.00	0.00	16,990.00	0.00	0.00	0.00	16,990.00	0%	
Income from Hostels/Dormitories and other Like facilities	4020213000	0.00	23,302.00	14,000.00	0.00	0.00	37,302.00	0.00	0.00	0.00	37,302.00	0%	
Other Sales	4020216099	0.00	71,999.00	35,154.00	0.00	0.00	107,153.00	0.00	0.00	0.00	107,153.00	0%	
Medical Fees - Laboratory	4020217005	0.00	1,547,655.00	24,915.00	0.00	0.00	1,572,570.00	0.00	0.00	0.00	1,572,570.00	0%	
Other Business Income	4020299099	0.00	8,679,238.85	1,740,680.00	0.00	0.00	10,419,918.85	0.00	0.00	0.00	10,419,918.85	0%	
Other Gains	4050199000	0.00	364,293.03	117,015.95	0.00	0.00	481,308.98	0.00	0.00	0.00	481,308.98	0%	
<b>TOTAL</b>		0.00	17,082,835.44	3,220,552.95	0.00	0.00	20,283,388.39	0.00	0.00	0.00	20,283,388.39	0%	

Certified Correct:   
 LUCIA S. SIRA  
 Budget Officer III  
 Date: July 19, 2021

Certified Correct:   
 JESSICA M. GENZOLA  
 Accountant IV  
 Date: July 19, 2021

Recommending Approval:   
 VICKY D. JERUTA  
 Director, Financial Management Services  
 Date: July 19, 2021

Approved By:   
 RAUL C. MUYONG  
 SUC President III  
 Date: July 19, 2021