
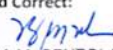



QUARTERLY REPORT OF REVENUE AND OTHER RECEIPTS
As at the Quarter Ending December 31, 2020


Department : State Universities and Colleges (SUCs)
 Agency : Iloilo Science and Technology University
 Operating Unit : < not applicable >
 Organization Code : 08 067 0000000
 Fund Cluster : 05 - Internally Generated Funds

| Classification/Sources of Revenue and Other Receipts | UACS CODE | REVENUE TARGET (Annual) per BESF | Actual Revenue and Other Receipts Collections | | | | | Cumulative Remittance/Deposits to Date | | | Variance | | Remarks |
|---|------------|----------------------------------|---|----------------------------|-----------------------------|----------------------------|-----------------------|--|---------------------|-------------|-----------------------|------------|---------|
| | | | 1st Quarter Ending March 31 | 2nd Quarter Ending June 30 | 3rd Quarter Ending Sept. 30 | 4th Quarter Ending Dec. 31 | Total | Remittance to BTr | Deposited with AGDB | TOTAL | Amount | % | |
| 1 | 2 | 3 | 4 | 5 | 6 | 7 | 8=[(6+(-)7)-8+9] | 9 | 10 | 11=(9+10) | 12=(8-3) | 13=(12/3) | 14 |
| Internally Generated Funds | | 0.00 | 14,239,984.56 | 1,774,788.87 | 4,312,097.95 | 128,791,998.50 | 149,118,869.88 | 0.00 | 0.00 | 0.00 | 149,118,869.88 | 0 % | |
| Revenue Collections | | 0.00 | 14,239,984.56 | 1,774,788.87 | 4,312,097.95 | 128,791,998.50 | 149,118,869.88 | 0.00 | 0.00 | 0.00 | 149,118,869.88 | 0 % | |
| Cash Revenue | | 0.00 | 14,239,984.56 | 1,774,788.87 | 4,312,097.95 | 128,791,998.50 | 149,118,869.88 | 0.00 | 0.00 | 0.00 | 149,118,869.88 | 0 % | |
| Non-Tax | | 0.00 | 14,239,984.56 | 1,774,788.87 | 4,312,097.95 | 128,791,998.50 | 149,118,869.88 | 0.00 | 0.00 | 0.00 | 149,118,869.88 | 0 % | |
| Registration Fees | 4020102000 | 0.00 | 280,650.00 | 3,140.00 | 27,250.00 | 1,742,160.00 | 2,053,200.00 | 0.00 | 0.00 | 0.00 | 2,053,200.00 | 0 % | |
| Clearance Fees | 4020104001 | 0.00 | 4,935.00 | 1,260.00 | 4,295.00 | 2,175.00 | 12,665.00 | 0.00 | 0.00 | 0.00 | 12,665.00 | 0 % | |
| Other Processing Fees | 4020113099 | 0.00 | 0.00 | 0.00 | 80,215.00 | 429,290.00 | 509,505.00 | 0.00 | 0.00 | 0.00 | 509,505.00 | 0 % | |
| Fines and Penalties - Service Income | 4020114000 | 0.00 | 100.00 | 0.00 | 0.00 | 0.00 | 100.00 | 0.00 | 0.00 | 0.00 | 100.00 | 0 % | |
| Tuition Fees | 4020201001 | 0.00 | 4,927,570.82 | 511,910.33 | 1,163,942.00 | 55,024,027.75 | 61,627,450.70 | 0.00 | 0.00 | 0.00 | 61,627,450.70 | 0 % | |
| Income Collected from Students | 4020201002 | 0.00 | 469,660.00 | 28,870.00 | 321,482.00 | 21,504,914.76 | 22,324,926.76 | 0.00 | 0.00 | 0.00 | 22,324,926.76 | 0 % | |
| Other School Fees | 4020201099 | 0.00 | 5,630,983.93 | 596,176.00 | 378,027.00 | 10,789,238.00 | 17,394,424.93 | 0.00 | 0.00 | 0.00 | 17,394,424.93 | 0 % | |
| Affiliation Fees | 4020202000 | 0.00 | 9,000.00 | 0.00 | 3,750.00 | 0.00 | 12,750.00 | 0.00 | 0.00 | 0.00 | 12,750.00 | 0 % | |
| Examination Fees | 4020203000 | 0.00 | 152,650.00 | 1,192.44 | 61,800.00 | 40,250.00 | 255,892.44 | 0.00 | 0.00 | 0.00 | 255,892.44 | 0 % | |
| Rent/Lease Income | 4020205000 | 0.00 | 412,830.00 | 20,760.00 | 385,406.50 | 3,045.00 | 822,041.50 | 0.00 | 0.00 | 0.00 | 822,041.50 | 0 % | |
| Landing and Parking Fees | 4020212000 | 0.00 | 13,765.00 | 0.00 | 1,280.00 | 1,335.00 | 16,380.00 | 0.00 | 0.00 | 0.00 | 16,380.00 | 0 % | |
| Income from Hostels/Dormitories and other Like facilities | 4020213000 | 0.00 | 204,798.00 | 0.00 | 9,555.00 | 8,119.00 | 222,472.00 | 0.00 | 0.00 | 0.00 | 222,472.00 | 0 % | |
| Other Sales | 4020216099 | 0.00 | 267,057.66 | 1,180.00 | 255,594.10 | 1,591,620.00 | 2,115,451.76 | 0.00 | 0.00 | 0.00 | 2,115,451.76 | 0 % | |
| Medical Fees - Laboratory | 4020217005 | 0.00 | 705,719.89 | 7,875.00 | 170,390.00 | 17,995,292.00 | 18,879,276.89 | 0.00 | 0.00 | 0.00 | 18,879,276.89 | 0 % | |
| Other Business Income | 4020299099 | 0.00 | 847,233.00 | 561,678.90 | 1,115,892.35 | 9,152,592.87 | 11,677,397.12 | 0.00 | 0.00 | 0.00 | 11,677,397.12 | 0 % | |
| Other Gains | 4050199000 | 0.00 | 313,031.46 | 40,746.20 | 333,219.00 | 10,507,939.12 | 11,194,935.78 | 0.00 | 0.00 | 0.00 | 11,194,935.78 | 0 % | |
| TOTAL | | 0.00 | 14,239,984.56 | 1,774,788.87 | 4,312,097.95 | 128,791,998.50 | 149,118,869.88 | 0.00 | 0.00 | 0.00 | 149,118,869.88 | 0 % | |

Certified Correct: 
 LUCIA S. SIRA
 Budget Officer III
 Date: 1/25/2021

Certified Correct: 
 JESSICA M. GENZOLA
 Accountant III
 Date: 1/25/2021

Recommending Approval: 
 VICKY D. JERUTA
 Director Financial Management Services
 Date: 1/25/2021

Approved By: 
 RAUL F. MUYONG
 SUC President III
 Date: 1/25/2021