

(For Off-Budgetary Funds)

Department : State Universities and Colleges (SUCs)  
 Agency/Entity : Iloilo Science and Technology University  
 Operating Unit : < not applicable >  
 Organization Code : 08 067 0000000  
 Fund Cluster : 05 Internally Generated Funds  
 (e.g. UACS Fund Cluster: 05-Internally Generated Funds and 06-Business Related Funds)


Particulars	UACS CODE	Approved Budget			Utilizations					Disbursements				Balances			
		Approved Budgeted Revenue	Adjustments (Reductions, Modifications, Augmentations)	Adjusted Budgeted Revenue	1st Quarter Ending March 31	2nd Quarter Ending June 30	3rd Quarter Ending Sept. 30	4th Quarter Ending Dec. 31	Total	1st Quarter Ending March 31	2nd Quarter Ending June 30	3rd Quarter Ending Sept. 30	4th Quarter Ending Dec. 31	TOTAL	Unutilized Budget	Unpaid Obligations (10-15)+(17+18)	
																Due and Demandable	Not Yet Due and Demandable
1	2	3	4	5=(3+4)	6	7	8	9	10=(5+7+8+9)	11	12	13	14	15=(11+12+13+14)	16=(5-10)	17	18
General Administration and Support	10000000000000	54,926,739.84	0.00	54,926,739.84	6,805,502.10	0.00	0.00	0.00	6,805,502.10	5,150,119.84	0.00	0.00	0.00	5,150,119.84	48,121,237.74	0.00	1,655,382.28
General Management and Supervision	100000100001000	54,926,739.84	0.00	54,926,739.84	6,805,502.10	0.00	0.00	0.00	6,805,502.10	5,150,119.84	0.00	0.00	0.00	5,150,119.84	48,121,237.74	0.00	1,655,382.28
PS		1,724,750.94	0.00	1,724,750.94	247,457.42	0.00	0.00	0.00	247,457.42	247,457.42	0.00	0.00	0.00	247,457.42	1,477,293.52	0.00	0.00
MOOE		28,764,961.82	0.00	28,764,961.82	4,598,029.42	0.00	0.00	0.00	4,598,029.42	4,598,029.42	0.00	0.00	0.00	4,598,029.42	24,166,932.40	0.00	0.00
FinEx		10,338,619.43	0.00	10,338,619.43	0.00	0.00	0.00	0.00	0.00	0.00	0.00	0.00	0.00	0.00	10,338,619.43	0.00	0.00
CO		14,098,407.65	0.00	14,098,407.65	1,960,015.26	0.00	0.00	0.00	1,960,015.26	304,633.00	0.00	0.00	0.00	304,633.00	12,138,392.39	0.00	1,655,382.28
Sub-Total, General Administration and Support		54,926,739.84	0.00	54,926,739.84	6,805,502.10	0.00	0.00	0.00	6,805,502.10	5,150,119.84	0.00	0.00	0.00	5,150,119.84	48,121,237.74	0.00	1,655,382.28
PS		1,724,750.94	0.00	1,724,750.94	247,457.42	0.00	0.00	0.00	247,457.42	247,457.42	0.00	0.00	0.00	247,457.42	1,477,293.52	0.00	0.00
MOOE		28,764,961.82	0.00	28,764,961.82	4,598,029.42	0.00	0.00	0.00	4,598,029.42	4,598,029.42	0.00	0.00	0.00	4,598,029.42	24,166,932.40	0.00	0.00
FinEx (if Applicable)		10,338,619.43	0.00	10,338,619.43	0.00	0.00	0.00	0.00	0.00	0.00	0.00	0.00	0.00	0.00	10,338,619.43	0.00	0.00
CO		14,098,407.65	0.00	14,098,407.65	1,960,015.26	0.00	0.00	0.00	1,960,015.26	304,633.00	0.00	0.00	0.00	304,633.00	12,138,392.39	0.00	1,655,382.28
Support to Operations	2000000000000000	5,255,957.41	0.00	5,255,957.41	1,208,394.72	0.00	0.00	0.00	1,208,394.72	1,208,394.72	0.00	0.00	0.00	1,208,394.72	4,049,562.69	0.00	0.00
Auxiliary Services	200000100001000	5,255,957.41	0.00	5,255,957.41	1,208,394.72	0.00	0.00	0.00	1,208,394.72	1,208,394.72	0.00	0.00	0.00	1,208,394.72	4,049,562.69	0.00	0.00
PS		0.00	0.00	0.00	0.00	0.00	0.00	0.00	0.00	0.00	0.00	0.00	0.00	0.00	0.00	0.00	0.00
MOOE		4,940,897.35	0.00	4,940,897.35	935,695.72	0.00	0.00	0.00	935,695.72	935,695.72	0.00	0.00	0.00	935,695.72	4,005,301.63	0.00	0.00
CO		314,960.06	0.00	314,960.06	270,699.00	0.00	0.00	0.00	270,699.00	270,699.00	0.00	0.00	0.00	270,699.00	44,261.06	0.00	0.00
Sub-Total, Support to Operations		5,255,957.41	0.00	5,255,957.41	1,208,394.72	0.00	0.00	0.00	1,208,394.72	1,208,394.72	0.00	0.00	0.00	1,208,394.72	4,049,562.69	0.00	0.00
PS		0.00	0.00	0.00	0.00	0.00	0.00	0.00	0.00	0.00	0.00	0.00	0.00	0.00	0.00	0.00	0.00
MOOE		4,940,897.35	0.00	4,940,897.35	935,695.72	0.00	0.00	0.00	935,695.72	935,695.72	0.00	0.00	0.00	935,695.72	4,005,301.63	0.00	0.00
FinEx (if Applicable)		0.00	0.00	0.00	0.00	0.00	0.00	0.00	0.00	0.00	0.00	0.00	0.00	0.00	0.00	0.00	0.00
CO		314,960.06	0.00	314,960.06	270,699.00	0.00	0.00	0.00	270,699.00	270,699.00	0.00	0.00	0.00	270,699.00	44,261.06	0.00	0.00
Operations	3000000000000000	56,600,769.38	0.00	56,600,769.38	28,448,521.89	0.00	0.00	0.00	28,448,521.89	20,939,293.47	0.00	0.00	0.00	20,939,293.47	28,154,247.49	0.00	7,507,228.42
OO : Relevant and quality tertiary education ensured to achieve inclusive growth and access of poor but deserving students to quality tertiary education increased	3100000000000000	44,798,509.57	0.00	44,798,509.57	27,023,096.90	0.00	0.00	0.00	27,023,096.90	19,515,868.48	0.00	0.00	0.00	19,515,868.48	17,775,412.67	0.00	7,507,228.42
HIGHER EDUCATION PROGRAM	3101000000000000	44,798,509.57	0.00	44,798,509.57	27,023,096.90	0.00	0.00	0.00	27,023,096.90	19,515,868.48	0.00	0.00	0.00	19,515,868.48	17,775,412.67	0.00	7,507,228.42
Provision of Higher Education Services	310100100002000	44,798,509.57	0.00	44,798,509.57	27,023,096.90	0.00	0.00	0.00	27,023,096.90	19,515,868.48	0.00	0.00	0.00	19,515,868.48	17,775,412.67	0.00	7,507,228.42
PS		2,643,185.08	0.00	2,643,185.08	1,457,934.64	0.00	0.00	0.00	1,457,934.64	1,457,934.64	0.00	0.00	0.00	1,457,934.64	1,185,250.44	0.00	0.00
MOOE		37,073,911.00	0.00	37,073,911.00	21,456,087.26	0.00	0.00	0.00	21,456,087.26	18,057,933.84	0.00	0.00	0.00	18,057,933.84	15,617,823.74	0.00	3,398,153.42


Department : State Universities and Colleges (SUCs)  
 Agency/Entity : Iloilo Science and Technology University  
 Operating Unit : < not applicable >  
 Organization Code : 08 067 000000  
 Fund Cluster : 05 Internally Generated Funds  
 (e.g. UACS Fund Cluster: 05-Internally Generated Funds and 06-Business Related Funds)


Particulars	UACS CODE	Approved Budget			Utilizations					Disbursements					Balances		
		Approved Budgeted Revenue	Adjustments (Reductions, Modifications/ Augmentations)	Adjusted Budgeted Revenue	1st Quarter Ending March 31	2nd Quarter Ending June 30	3rd Quarter Ending Sept. 30	4th Quarter Ending Dec. 31	Total	1st Quarter Ending March 31	2nd Quarter Ending June 30	3rd Quarter Ending Sept. 30	4th Quarter Ending Dec. 31	TOTAL	Unutilized Budget	Unpaid Obligations (10-15)=(17+18)	
																Due and Demandable	Not Yet Due and Demandable
1	2	3	4	5=[3+(-)4]	6	7	8	9	10=(6+7+8+9)	11	12	13	14	15=(11+12+13+14)	16=(5-10)	17	18
CO		5,081,413.49	0.00	5,081,413.49	4,109,075.00	0.00	0.00	0.00	4,109,075.00	0.00	0.00	0.00	0.00	0.00	972,338.49	0.00	4,109,075.00
OO : Higher education research improved to promote economic productivity and innovation	3200000000000000	4,617,225.44	0.00	4,617,225.44	1,363,824.99	0.00	0.00	0.00	1,363,824.99	1,363,824.99	0.00	0.00	0.00	1,363,824.99	3,253,400.45	0.00	0.00
ADVANCED EDUCATION PROGRAM	3201000000000000	1,186,993.18	0.00	1,186,993.18	273,565.45	0.00	0.00	0.00	273,565.45	273,565.45	0.00	0.00	0.00	273,565.45	913,427.73	0.00	0.00
Provision of Advanced Education Services	320100100001000	1,186,993.18	0.00	1,186,993.18	273,565.45	0.00	0.00	0.00	273,565.45	273,565.45	0.00	0.00	0.00	273,565.45	913,427.73	0.00	0.00
PS		750,893.91	0.00	750,893.91	9,665.86	0.00	0.00	0.00	9,665.86	9,665.86	0.00	0.00	0.00	9,665.86	741,228.05	0.00	0.00
MOOE		416,099.27	0.00	416,099.27	246,799.59	0.00	0.00	0.00	246,799.59	246,799.59	0.00	0.00	0.00	246,799.59	169,299.68	0.00	0.00
CO		20,000.00	0.00	20,000.00	17,100.00	0.00	0.00	0.00	17,100.00	17,100.00	0.00	0.00	0.00	17,100.00	2,900.00	0.00	0.00
RESEARCH PROGRAM	3202000000000000	3,430,232.26	0.00	3,430,232.26	1,090,259.54	0.00	0.00	0.00	1,090,259.54	1,090,259.54	0.00	0.00	0.00	1,090,259.54	2,339,972.72	0.00	0.00
Conduct of Research Services, including P1,000,000 for Research Rewards/Incentives	320200100001000	3,430,232.26	0.00	3,430,232.26	1,090,259.54	0.00	0.00	0.00	1,090,259.54	1,090,259.54	0.00	0.00	0.00	1,090,259.54	2,339,972.72	0.00	0.00
PS		231,803.00	0.00	231,803.00	0.00	0.00	0.00	0.00	0.00	0.00	0.00	0.00	0.00	0.00	231,803.00	0.00	0.00
MOOE		975,885.08	0.00	975,885.08	857,259.54	0.00	0.00	0.00	857,259.54	857,259.54	0.00	0.00	0.00	857,259.54	118,625.54	0.00	0.00
CO		2,222,544.18	0.00	2,222,544.18	233,000.00	0.00	0.00	0.00	233,000.00	233,000.00	0.00	0.00	0.00	233,000.00	1,989,544.18	0.00	0.00
OO : Community engagement increased	3300000000000000	7,185,034.37	0.00	7,185,034.37	59,600.00	0.00	0.00	0.00	59,600.00	59,600.00	0.00	0.00	0.00	59,600.00	7,125,434.37	0.00	0.00
TECHNICAL ADVISORY EXTENSION PROGRAM	3301000000000000	7,185,034.37	0.00	7,185,034.37	59,600.00	0.00	0.00	0.00	59,600.00	59,600.00	0.00	0.00	0.00	59,600.00	7,125,434.37	0.00	0.00
Provision of Extension Services	330100100001000	7,185,034.37	0.00	7,185,034.37	59,600.00	0.00	0.00	0.00	59,600.00	59,600.00	0.00	0.00	0.00	59,600.00	7,125,434.37	0.00	0.00
PS		3,828,502.72	0.00	3,828,502.72	0.00	0.00	0.00	0.00	0.00	0.00	0.00	0.00	0.00	0.00	3,828,502.72	0.00	0.00
MOOE		3,306,531.65	0.00	3,306,531.65	59,600.00	0.00	0.00	0.00	59,600.00	59,600.00	0.00	0.00	0.00	59,600.00	3,246,931.65	0.00	0.00
CO		50,000.00	0.00	50,000.00	0.00	0.00	0.00	0.00	0.00	0.00	0.00	0.00	0.00	0.00	50,000.00	0.00	0.00
Sub-Total, Operations		56,600,769.38	0.00	56,600,769.38	28,446,521.89	0.00	0.00	0.00	28,446,521.89	20,939,293.47	0.00	0.00	0.00	20,939,293.47	28,154,247.49	0.00	7,507,228.42
PS		7,454,384.71	0.00	7,454,384.71	1,467,600.50	0.00	0.00	0.00	1,467,600.50	1,467,600.50	0.00	0.00	0.00	1,467,600.50	5,986,784.21	0.00	0.00
MOOE		41,772,427.00	0.00	41,772,427.00	22,619,746.39	0.00	0.00	0.00	22,619,746.39	19,221,592.97	0.00	0.00	0.00	19,221,592.97	19,152,680.61	0.00	3,398,153.42
FinEx (if Applicable)		0.00	0.00	0.00	0.00	0.00	0.00	0.00	0.00	0.00	0.00	0.00	0.00	0.00	0.00	0.00	0.00
CO		7,373,957.67	0.00	7,373,957.67	4,359,175.00	0.00	0.00	0.00	4,359,175.00	250,100.00	0.00	0.00	0.00	250,100.00	3,014,782.67	0.00	4,109,075.00
GRAND TOTAL		116,783,466.63	0.00	116,783,466.63	36,458,418.71	0.00	0.00	0.00	36,458,418.71	27,295,808.03	0.00	0.00	0.00	27,295,808.03	80,325,047.92	0.00	9,162,610.68
PS		9,179,135.65	0.00	9,179,135.65	1,715,057.92	0.00	0.00	0.00	1,715,057.92	1,715,057.92	0.00	0.00	0.00	1,715,057.92	7,464,077.73	0.00	0.00
MOOE		75,478,386.17	0.00	75,478,386.17	28,153,471.53	0.00	0.00	0.00	28,153,471.53	24,755,318.11	0.00	0.00	0.00	24,755,318.11	47,324,914.64	0.00	3,398,153.42
FinEx (if Applicable)		10,338,619.43	0.00	10,338,619.43	0.00	0.00	0.00	0.00	0.00	0.00	0.00	0.00	0.00	0.00	10,338,619.43	0.00	0.00
CO		21,787,325.38	0.00	21,787,325.38	6,589,889.26	0.00	0.00	0.00	6,589,889.26	825,432.00	0.00	0.00	0.00	825,432.00	15,197,436.12	0.00	5,764,457.26

This report was generated using the Unified Reporting System on 20/04/2020 11:57 version.FAR2.1.1 ; Status : SUBMITTED

Page 2 of 2

Certified Correct:  
  
 LUCIA S. SIRA

Certified Correct:  
  
 JESSICA M. GENZOLA

Recommending Approval  
  
 VICKY D. TERUTA  
 Director Financial Management Services  
 Date:

Approved By:  
  
 RAUL F. MUYONG  
 SUC President III  
 Date:

Budget Officer III  
 Date:

Accountant III