





STATEMENT OF APPROVED BUDGET, UTILIZATIONS, DISBURSEMENTS AND BALANCES  
As of the Quarter Ending December 31, 2019

Department : State Universities and Colleges  
Agency : Western Visayas College of Science and Technology  
Operating Unit :  
Organization Code (UACS) : 8067000000  
Funding Source Code (as clustered) : 164

Particulars	Approved Budget			Budget Utilization					Disbursements					BALANCES		
	Approved Budgeted Revenue	Adjustments (Additions, Reductions, Reassignment)	Adjusted Budgeted Revenue	1st Quarter	2nd Quarter	3rd Quarter	4th Quarter	Total	1st Quarter	2nd Quarter	3rd Quarter	4th Quarter	Total	Unutilized Budget	Unpaid Utilizations (10-15) = (17+18)	
				Ending March 31	Ending June 30	Ending Sept. 30	Ending Dec. 31		Ending March 31	Ending June 30	Ending Sept. 30	Ending Dec. 31			Due and Demandable / Accounts Payable	Not Yet Due and Demandable
1	3	4	5=[3+(-4)]	6	7	8	9	10=(5+7+8+9)	11	12	13	14	15=(11+12+13+14)	16=(5-10)	17	18
<b>I. Agency Approved Budget</b>																
General Administration and Support																
General Administration and Supervision																
PAP	89,796,289	21,145,368	70,651,657	1,656,983	11,666,167	21,261,090	32,955,409	67,539,649	5,629,232	6,200,785	10,638,548	19,134,450	43,612,014	3,063,718	-	23,927,636
PS	2,400,000	1,158,800	3,558,800	823,948	617,465	632,553	1,316,382	3,390,347	823,948	617,465	632,553	1,316,382	3,380,348	168,252.50	-	(0)
MOOE	35,858,000	14,421,123	50,279,123	8,427,303	8,427,303	13,108,892	25,894,282	47,430,477	4,472,249	4,970,920	10,005,994	9,847,890	29,297,053	2,848,646.02	-	18,133,424
Fin Exp (if applicable)	40,338,289	128,377	40,466,666	5,472,249	6,841,446	6,754,659	19,068,355	19,068,355	6,841,446	5,472,249	6,754,659	19,068,355	21,398,311.39	-	-	-
CO	11,200,000	5,585,645	16,785,645	833,035	2,621,400	7,519,645	5,744,746	16,718,625	333,035	2,621,400	-	7,970,178	10,924,813	46,819.66	-	5,794,212
Support to Operations																
PAP	7,014,000	2,521,849	7,014,000	2,763,298	1,555,158	2,313,691	2,365,349	8,997,493	2,763,298	1,555,158	189,140	2,283,613	6,791,407	538,356	-	2,206,086
PS	0	26,950	26,950	-	-	-	-	-	-	-	-	-	26,950.00	-	-	-
MOOE	5,814,000	1,439,249	7,253,249	2,393,731	960,186	2,219,121	1,389,419	6,962,457	2,393,731	960,186	94,570	2,084,428	5,532,915	290,792.82	-	1,429,542
CO	1,200,000	1,055,650	2,255,650	369,565	594,972	94,570	975,929	2,035,036	369,565	594,972	94,570	199,365	1,258,492	220,613.66	-	776,544
Operations																
MFO 1 - (Higher Education)																
PAP	80,756,901	26,286,747	107,023,649	20,081,351	25,311,499	22,434,898	33,863,245	101,490,992	16,228,756	17,710,006	16,060,880	33,418,293	83,417,935	5,532,856	-	18,073,057
PS	3,518,350	2,862,134	6,380,484	59,097	2,845,167	1,719,345	1,474,767	6,098,408	59,097	2,845,197	1,719,345	1,448,948	6,073,588	282,077.70	-	24,818
MOOE	42,474,017	20,897,065	63,371,102	16,818,909	10,550,642	11,800,585	19,185,814	58,355,851	15,315,029	10,450,643	11,300,581	14,751,763	51,818,016	5,015,150.86	-	6,537,935
CO	34,764,534	2,507,528	37,272,063	3,203,344	11,915,659	8,914,968	13,002,664	854,829	854,829	4,414,186	3,040,954	17,216,581	25,528,330	235,427.91	-	11,510,304
MFO 2 - (Advanced Education)																
PAP	4,270,000	4,725,679	4,270,000	2,546,450	1,335,134	1,142,397	1,774,220	6,798,201	2,546,450	1,335,134	1,142,397	1,733,110	6,757,091	10,987,731	-	41,111
PS	2,750,000	2,607,954	5,357,954	843,815	1,055,394	474,958	1,232,539	3,606,504	843,815	1,055,394	474,958	1,232,539	3,606,504	1,751,449.86	-	0
MOOE	1,520,000	1,007,185	2,527,185	887,825	279,740	628,071	541,661	2,337,317	887,825	279,740	628,071	500,571	2,296,207	186,868.17	-	41,110
CO	0	1,110,540	1,110,540	815,010	-	39,370	-	854,380	815,010	-	39,370	-	854,380	256,100.00	-	-
MFO 3 - (Research Services)																
PAP	8,562,400	2,633,787	11,226,187	357,270	1,515,302	3,489,882	5,084,166	10,446,821	357,270	1,515,302	3,489,882	2,765,627	8,128,282	15,899,204	-	2,318,339
PS	0	181,803	181,803	-	-	-	-	-	-	-	-	-	-	181,803.00	-	-
MOOE	6,562,400	851,964	9,444,384	299,745	1,515,302	3,375,787	3,868,749	9,079,564	299,745	1,515,302	3,375,767	2,705,187	7,898,002	354,819.79	-	1,183,582
CO	0	1,600,000	1,600,000	57,525	114,115	1,114,115	1,185,417	1,367,057	57,525	114,115	114,115	60,640	232,280	232,943.00	-	1,194,777
MFO 4 - (Technical Advisory Extension Service)																
PAP	5,205,000	3,751,163	8,956,163	994,488	528,878	1,728,569	1,096,725	4,348,639	994,488	528,878	1,728,568	831,095	4,083,009	4,607,524	-	265,631
PS	3,548,000	942,036	4,490,036	86,394	-	375,296	229,733	891,427	86,394	-	375,296	229,733	691,426	3,798,809.44	-	0
MOOE	1,657,000	2,058,500	3,715,500	908,074	315,003	1,192,599	631,172	3,046,843	908,074	315,003	1,192,599	578,762	2,994,437	668,652.45	-	52,410
CO	0	750,627	750,627	-	213,875	160,670	235,820	610,365	-	213,875	160,670	22,600	397,145	140,292.00	-	213,220
<b>GRAND TOTAL</b>																
PS	12,216,350	7,779,477	19,995,827	1,813,055	4,518,055	3,202,154	4,253,421	13,786,684	1,813,055	4,518,055	3,202,154	4,228,602	13,781,866	8,200,143	-	24,818
MOOE	95,915,417	40,675,125	136,590,543	21,308,284	22,048,178	32,325,035	51,531,118	127,212,613	24,276,653	18,491,795	26,597,582	30,468,601	99,834,630	9,377,930	-	27,377,683
Fin Exp (if applicable)	40,338,289	128,377	40,466,666	5,472,249	6,841,446	6,754,659	19,068,355	19,068,355	6,841,446	5,472,249	6,754,659	19,068,355	21,398,311.39	-	-	-
CO	47,184,534	12,589,990	59,754,525	5,278,479	15,345,906	16,843,337	21,154,576	58,822,299	2,429,754	7,844,413	3,449,679	25,469,382	38,193,241	1,132,226	-	19,429,056
Tot	195,634,590	81,172,971	268,807,561	33,872,067	48,753,584	52,370,526	83,693,773	218,689,951	28,519,472	37,696,709	38,721,684	66,921,245	171,858,091	38,117,810	-	46,831,860

Certified Correct:  LUCIA S. SRA Budget Officer III Date:	Certified Correct:  JESSICA M. GENZOLA Accountant III	Recommended Approval:  VICKY D. JERUTA Director, FMS Date:	Approved By:  RAUL F. MUJOR SUC President III Date:
---	---	--	--